

# 10G200 LOW FREQUENCY



This 10" loudspeaker has been designed to provide powerful and accurate bass frequencies with reduced distortion and power compression. It features a 3" (77 mm) voice coil coupled to a massive magnet assembly. Its low distortion characteristics and flat response make it an ideal choice for bass and mid-bass applications in compact size tuned enclosures.

Modelo de 10" diseñado específicamente para la reproducción de forma contundente de las bajas frecuencias, con reducida distorsión armónica y buena eficiencia. Utiliza una bobina de 3" de diámetro, movida por un potente conjunto magnético. Es un reproductor idóneo para graves y medios-graves en sistemas compactos de gran potencia.

### SPECIFICATIONS

Nominal diameter	250 mm. 10 in.
Rated impedance	8 ohms.
Power capacity*	200 w RMS
Program Power	400 Watts.
Sensitivity	96 dB, 2.83v @ 1m @ 2π
Frequency range	40-4000 Hz
Recom. enclosure vol.	20/70 l 0.7/2.5 ft. <sup>3</sup>
Voice coil diameter	77 mm. 3 in.
Magnetic assembly weight	5 kg. 11 lb.
BL factor	16.9 N/A
Moving mass	0.044 kg.
Voice coil length	16 mm.
Air gap height	7 mm.
X damage (peak to peak)	30 mm.

### MOUNTING INFORMATION

Overall diameter	270 mm. 10.62 in.
Bolt circle diameter	255 mm. 10.03 in.
Baffle cutout diameter:	
-Front mount	240 mm. 9.45 in.
-Rear mount	230 mm. 9.05 in.
Depth	122 mm. 4.68 in.
Volume displaced by driver	3 l 0.10 ft. <sup>3</sup>
Net weight	5.7 kg. 12.5 lb.
Shipping weight	6 kg. 13.3 lb.

### MATERIALS

Basket	Die Cast aluminium
Cone	Paper
Surround	Plasticised cloth
Voice coil	Copper
Magnet	Ferrite

### THIELE-SMALL PARAMETERS\*\*

Resonant Frequency, fs	45 Hz
D.C. Voice Coil Resistance, Re	5.8 ohms.
Mechanical Quality Factor, Qms	7.021
Electrical Quality Factor, Qes	0.260
Total Quality Factor, Qts	0.251
Equivalent Air Volume to Cms, Vas	56.1 l
Mechanical Compliance, Cms	278 μm/N
Mechanical Resistance, Rms	1.8 kg/s
Efficiency, ηo (%)	1.95
Effective Surface Area, Sd(m <sup>2</sup> )	0.038 m <sup>2</sup>
Maximum Displacement, Xmax	4.5 mm.
Displacement Volume, Vd	171 cm. <sup>3</sup>
Voice Coil Inductance, Le @ 1kHz	1 mH

### NOTES

\*The power capacity corresponds to the RMS maximum value that can dissipate the loudspeaker when a sinus signal is applied for a period of at least two hours. Program power is defined as the transducer's ability to handle normal music program material.

\*\* T-S parameters are measured after an exercise period using a preconditioning power test, using a velocity-current laser transducer, and will reflect the long term parameters, once the loudspeaker has been working for a short period of time.

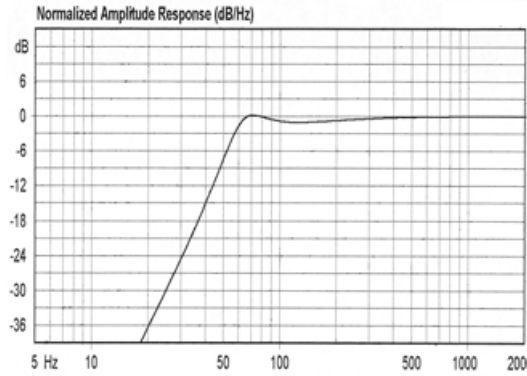
### NOTAS

\*La potencia admisible corresponde a la máxima potencia RMS que puede disipar el altavoz durante al menos dos horas, cuando se le aplica una señal senoidal determinada.

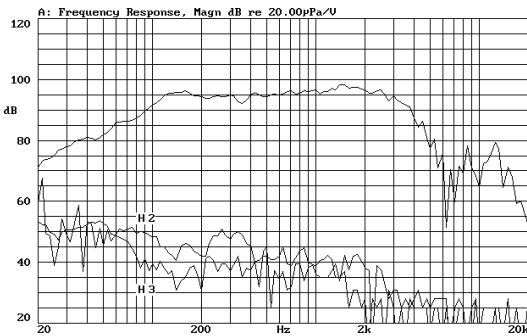
Por potencia programa se entiende la capacidad del altavoz en el manejo de señales transitorias, como sería el proporcionado por el contenido de un pasaje musical normal.

\* Los parámetros T-S han sido medidos después de un periodo de fatiga y estabilización de las suspensiones, mediante transductor laser de velocidad-corriente, y son el reflejo de los parámetros a largo plazo del altavoz, una vez éste haya sido instalado y haya trabajado en un corto espacio de tiempo.

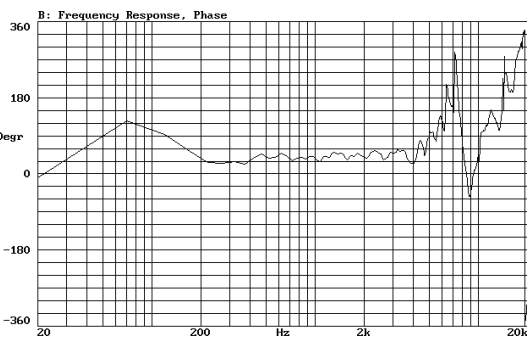
PREDICTED LOW FREQUENCY RESPONSE • Bass-reflex cabinet, Vb=35.00 l, fb=60.0 Hz



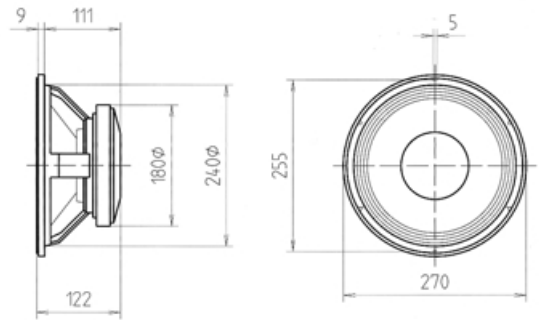
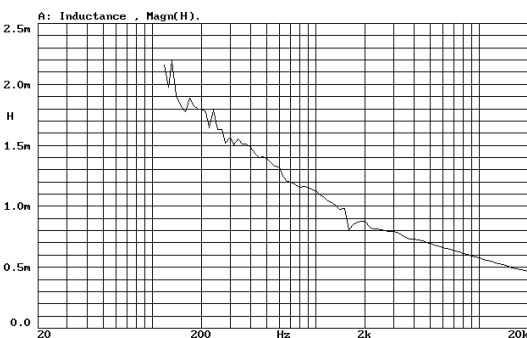
FREQUENCY RESPONSE & DISTORTION CURVES, MAGN. On axis, 1w @ 1m.



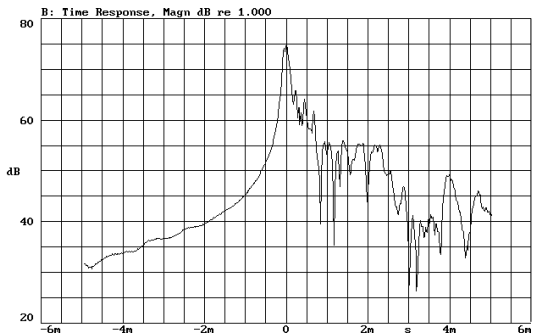
FREQUENCY RESPONSE, PHASE. On axis, 1w @ 1m.



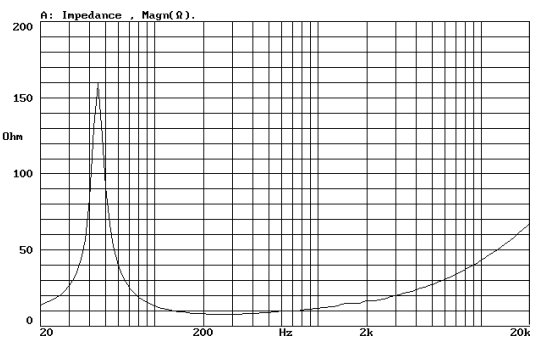
VOICE COIL INDUCTANCE CURVE



TIME RESPONSE, MAGN.



FREE AIR IMPEDANCE CURVE



Re + Red(w) CURVE

