



Since 1969 Acustica Beyma designs and manufactures from its factory in Valencia a wide range of solutions in the loudspeakers field. Beyma is one of the most reliable company in the audio sector and it is considered as one of the main worldwide firms.

Constant effort, innovation, dynamism, flexibility, orientation to the achievement, to the clients, perseverance and professionalism for obtaining the goals are our identity.

We are happy for having supported and continuing supplying excellent products of high performance and reliability to the professional audio industry.

During all this history we have been growing in order to excel ourselves day after day and to become a worldwide reference for the Audio Industry.

All this has been achieved due to the tireless effort of a great human team that has passionately worked for the sound.

And, of course, thanks to persons that, like you, has demonstrated us their loyalty day by day.

INDEX

LOW & MID FREQUENCY LOUDSPEAKERS	4-47
COAXIAL SPEAKERS	48-55
COMPRESSION DRIVERS	56-73
COMPRESSION DRIVERS WITH WAVE GUIDES	74-75
AMT DRIVERS	76-78
COMPRESSION TWEETERS	79-81
DOME TWEETERS	82-85
FULL RANGE	86-887
HORNS & WAVE GUIDES	88-95
PASSIVE FILTERS	96-98
SHAKERS	99
ACCESSORIES	100-101

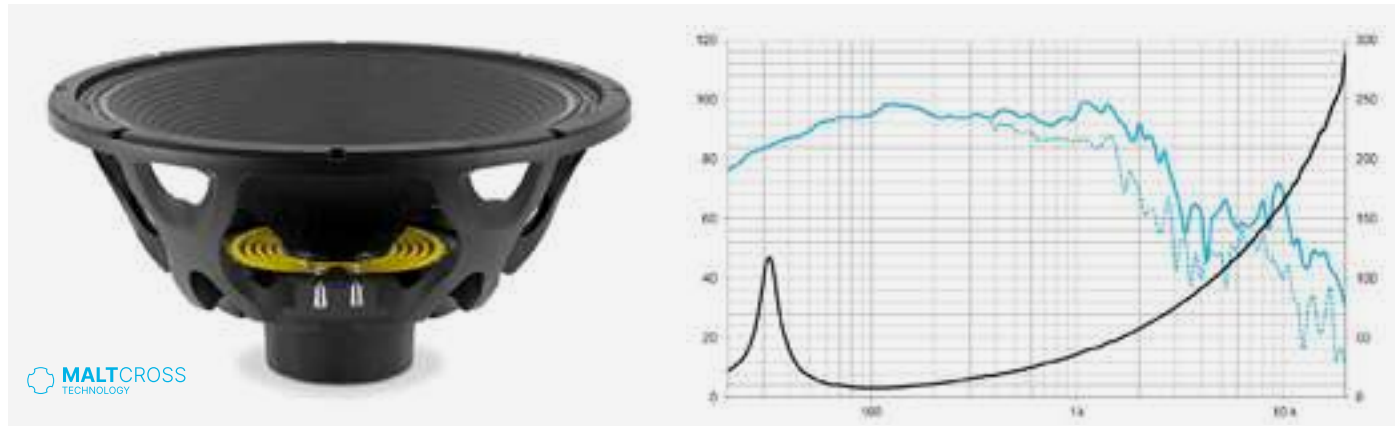
LOW & MID FREQUENCY LOUDSPEAKERS

 **MALTCROSS**
TECHNOLOGY



Maltcross is a **patented technology** developed in-house that is at the core of the best professional low frequency drivers developed by Beyma. This smart feature provides a demodulating ring effect balancing the inductance versus excursion and allows a superlative cooling circuit where the air flows inside the airgap towards the voice coil in turbulent mode. Reduction in temperature and demodulation provide less power compression, higher SPL and less distortion at low frequencies.

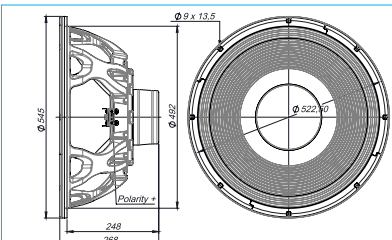
21LEX1600ND



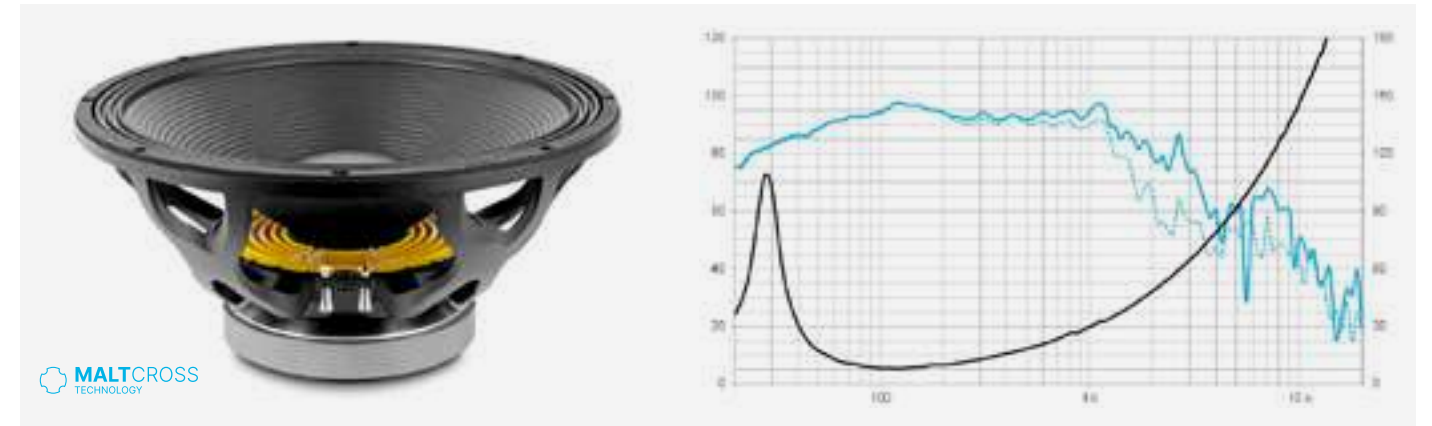
TECHNICAL SPECIFICATIONS	
Nominal impedance (Ohm)	8
Power capacity (W AES)	1600
Nominal diameter (in)	21
Minimum impedance (Ohm)	7,2
Sensitivity (dB)	98
Frequency range (Hz)	30-1000
Program power (W)	3200
Recommended enclosure volume (l)	150
Voice coil diameter (in)	4
BL factor (N/A)	36,6
Moving mass (kg)	0,393
Winding length (mm)	34,5
Air gap height (mm)	14
Xdamage pp (mm)	65

PARAMETERS THIELE & SMALL	
Fs (Hz)	30
Re (Ohm)	5,4
Qms	8,6
Qes	0,3
Qts	0,29
Vas (l)	305
Cms (µm/N)	72
Rms (kg/s)	8,6
Efficiency %	2,7
Sd (m²)	0,1734
Xmax (mm)	13
Vd (cm³)	2254
Le @1 kHz (mH)	4

CONSTRUCTION DETAILS	
Depth	268 mm 10.6 in
Net weight (Kg)	11,8
Total weight (kg)	14,3
Magnet	Nd



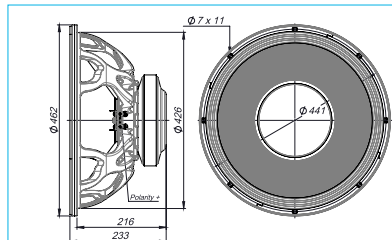
18QLEX1600FE



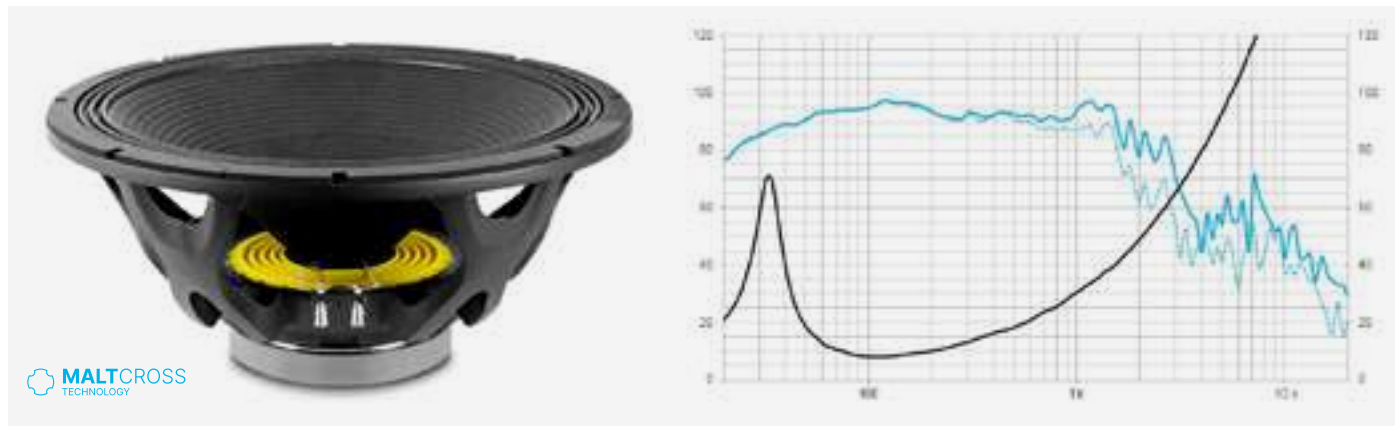
TECHNICAL SPECIFICATIONS	
Nominal impedance (Ohm)	8
Power capacity (W AES)	1600
Nominal diameter (in)	18
Minimum impedance (Ohm)	6,3
Sensitivity (dB)	97
Frequency range (Hz)	30-1000
Program power (W)	3200
Recommended enclosure volume (l)	125
Voice coil diameter (in)	4
BL factor (N/A)	36,4
Moving mass (kg)	0,323
Winding length (mm)	32
Air gap height (mm)	15
Xdamage pp (mm)	60

PARAMETERS THIELE & SMALL	
Fs (Hz)	30
Re (Ohm)	5,3
Qms	6,5
Qes	0,24
Qts	0,23
Vas (l)	195
Cms (µm/N)	88
Rms (kg/s)	9,3
Efficiency %	2,1
Sd (m²)	0,1255
Xmax (mm)	13
Vd (cm³)	1631
Le @1 kHz (mH)	3,9

CONSTRUCTION DETAILS	
Depth	233 mm 9.2 in
Net weight (Kg)	14,6
Total weight (kg)	15,9
Magnet	Ferr



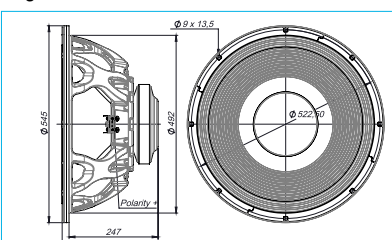
21QLEX1600FE



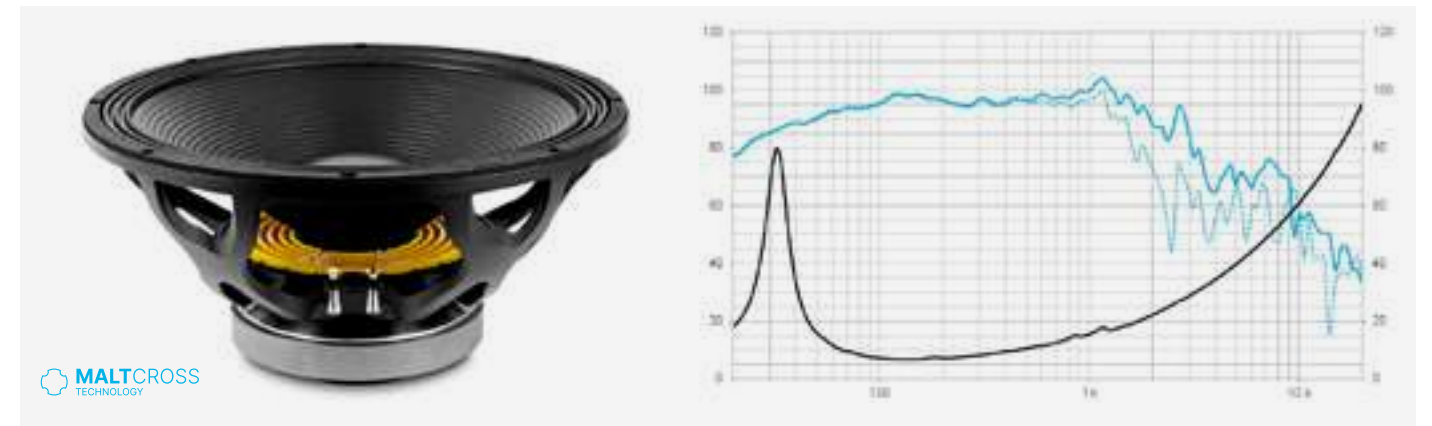
TECHNICAL SPECIFICATIONS	
Nominal impedance (Ohm)	8
Power capacity (W AES)	1600
Nominal diameter (in)	21
Minimum impedance (Ohm)	6,3
Sensitivity (dB)	98
Frequency range (Hz)	30-1000
Program power (W)	3200
Recommended enclosure volume (l)	170
Voice coil diameter (in)	4
BL factor (N/A)	36,4
Moving mass (kg)	0,388
Winding length (mm)	32
Air gap height (mm)	15
Xdamage pp (mm)	60

PARAMETERS THIELE & SMALL	
Fs (Hz)	30
Re (Ohm)	5,4
Qms	4,5
Qes	0,3
Qts	0,28
Vas (l)	309
Cms (µm/N)	72
Rms (kg/s)	16,2
Efficiency %	2,7
Sd (m²)	0,1734
Xmax (mm)	13
Vd (cm³)	2254
Le @1 kHz (mH)	4

CONSTRUCTION DETAILS	
Depth	266 mm 10.5 in
Net weight (Kg)	17,1
Total weight (kg)	19,6
Magnet	Ferr



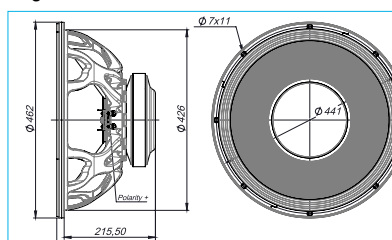
18LEX1600FE



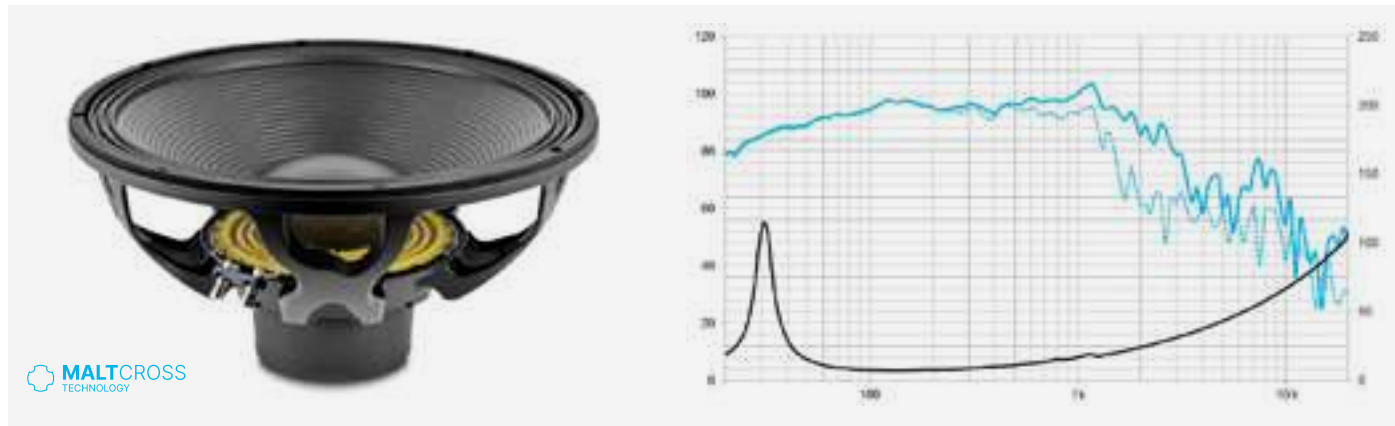
TECHNICAL SPECIFICATIONS	
Nominal impedance (Ohm)	8
Power capacity (W AES)	1600
Nominal diameter (in)	18
Minimum impedance (Ohm)	6,1
Sensitivity (dB)	97
Frequency range (Hz)	35-1000
Program power (W)	3200
Recommended enclosure volume (l)	174
Voice coil diameter (in)	4
BL factor (N/A)	26,9
Moving mass (kg)	0,252
Winding length (mm)	32
Air gap height (mm)	15
Xdamage pp (mm)	60

PARAMETERS THIELE & SMALL	
Fs (Hz)	34
Re (Ohm)	5,3
Qms	7,4
Qes	0,4
Qts	0,38
Vas (l)	188
Cms (µm/N)	85
Rms (kg/s)	7,4
Efficiency %	1,9
Sd (m²)	0,1255
Xmax (mm)	13
Vd (cm³)	1631
Le @1 kHz (mH)	1,7

CONSTRUCTION DETAILS	
Depth	233 mm 9.2 in
Net weight (Kg)	14,6
Total weight (kg)	15,9
Magnet	Ferr

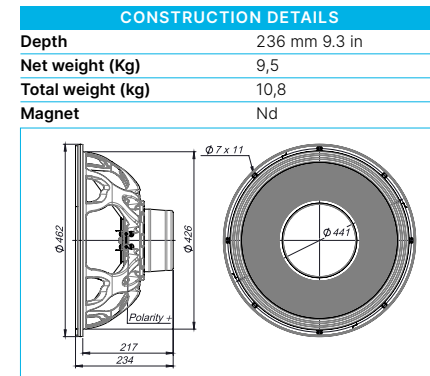


18LEX1600ND

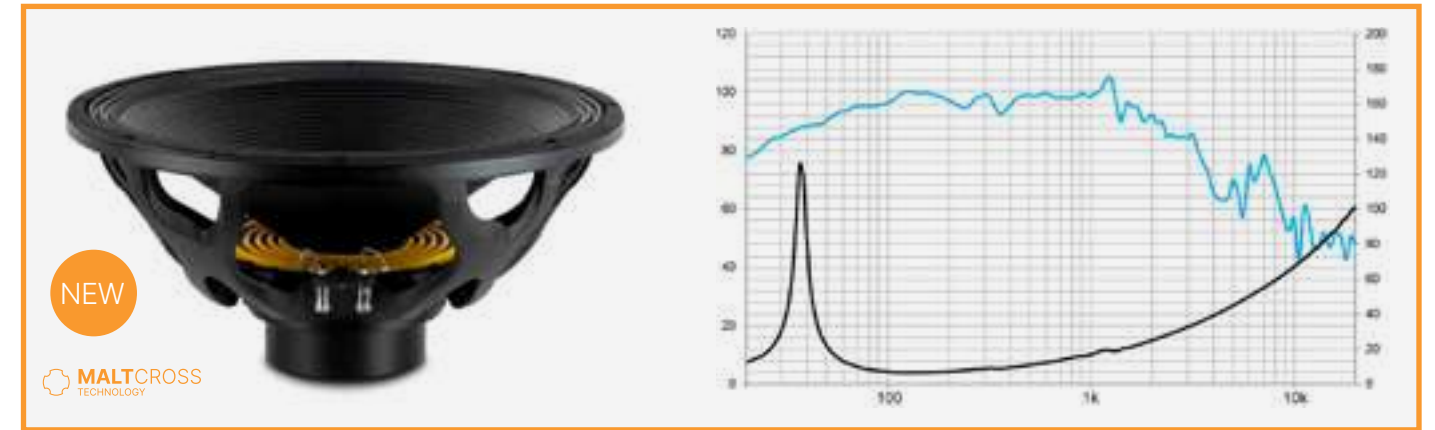


TECHNICAL SPECIFICATIONS	
Nominal impedance (Ohm)	8
Power capacity (W AES)	1600
Nominal diameter (in)	18
Minimum impedance (Ohm)	7
Sensitivity (dB)	96
Frequency range (Hz)	35-1000
Program power (W)	3200
Recommended enclosure volume (l)	
Voice coil diameter (in)	4
BL factor (N/A)	24,5
Moving mass (kg)	0,229
Winding length (mm)	35
Air gap height (mm)	14
Xdamage pp (mm)	65

PARAMETERS THIELE & SMALL	
Fs (Hz)	33
Re (Ohm)	5,8
Qms	11,4
Qes	0,45
Qts	0,43
Vas (l)	231
Cms (µm/N)	104
Rms (kg/s)	4,1
Efficiency %	1,7
Sd (m²)	0,1255
Xmax (mm)	14,5
Vd (cm³)	1820
Le @1 kHz (mH)	1,9

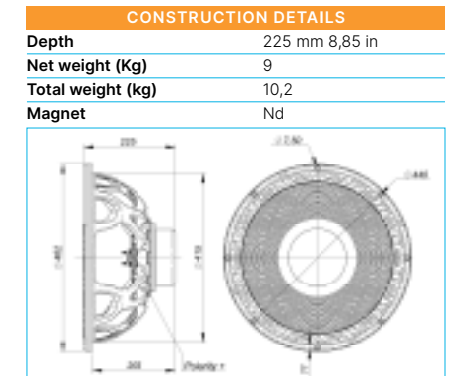


18LEX1200ND

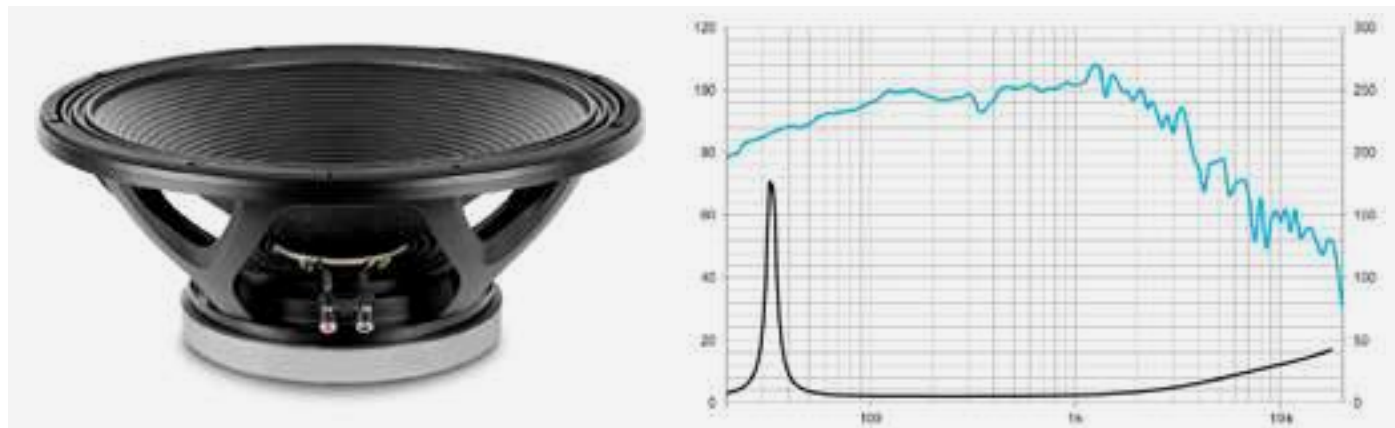


TECHNICAL SPECIFICATIONS	
Nominal impedance (Ohm)	8
Power capacity (W AES)	1200
Nominal diameter (in)	18
Minimum impedance (Ohm)	5,8
Sensitivity (dB)	98
Frequency range (Hz)	40-1.000
Program power (W)	2400
Recommended enclosure volume (l)	200
Voice coil diameter (in)	4
BL factor (N/A)	26,4
Moving mass (kg)	0,2
Winding length (mm)	27
Air gap height (mm)	12
Xdamage pp (mm)	48

PARAMETERS THIELE & SMALL	
Fs (Hz)	36
Re (Ohm)	5,3
Qms	10,9
Qes	0,35
Qts	0,33
Vas (l)	219
Cms (µm/N)	98
Rms (kg/s)	4,1
Efficiency %	2,8
Sd (m²)	0,1255
Xmax (mm)	11
Vd (cm³)	1372
Le @1 kHz (mH)	1,7

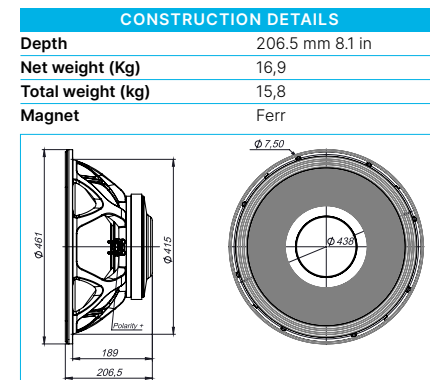


18PW1400FE/S

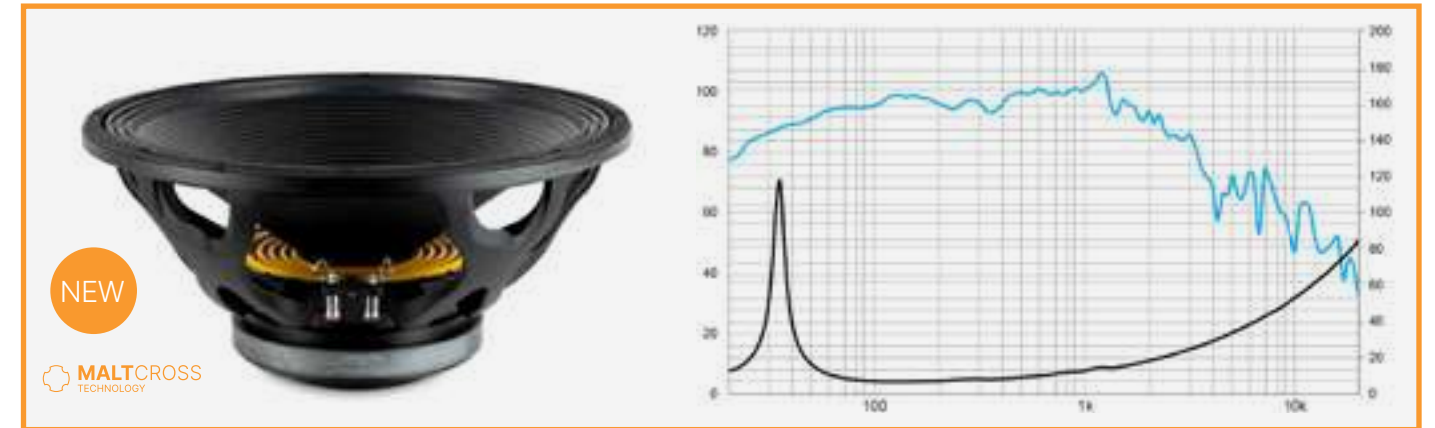


TECHNICAL SPECIFICATIONS	
Nominal impedance (Ohm)	8
Power capacity (W AES)	1400
Nominal diameter (in)	18
Minimum impedance (Ohm)	5,3
Sensitivity (dB)	98
Frequency range (Hz)	25-1800
Program power (W)	2800
Recommended enclosure volume (l)	180
Voice coil diameter (in)	4
BL factor (N/A)	29
Moving mass (kg)	0,23
Winding length (mm)	25
Air gap height (mm)	12
Xdamage pp (mm)	55

PARAMETERS THIELE & SMALL	
Fs (Hz)	33
Re (Ohm)	5,1
Qms	10,2
Qes	0,28
Qts	0,27
Vas (l)	228,9
Cms (µm/N)	103
Rms (kg/s)	4,6
Efficiency %	2,7
Sd (m²)	0,1255
Xmax (mm)	10
Vd (cm³)	1251
Le @1 kHz (mH)	1,2

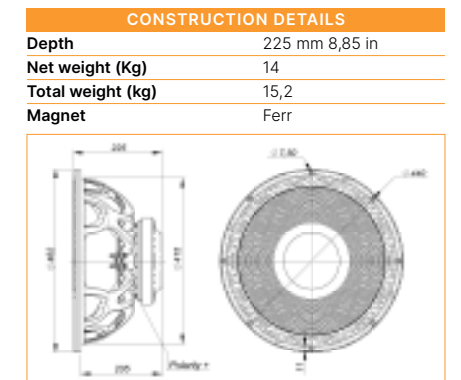


18LEX1200FE

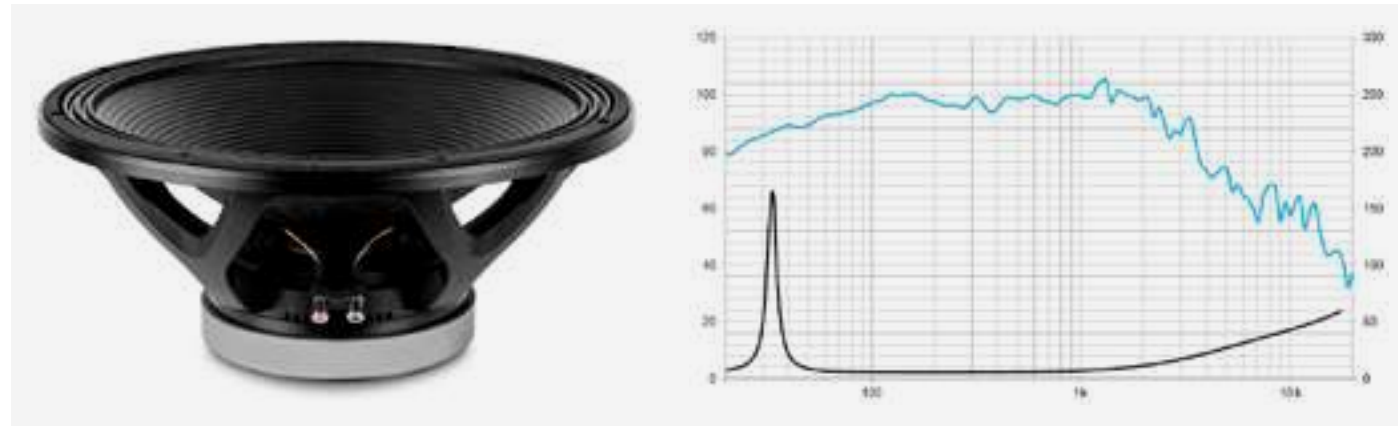


TECHNICAL SPECIFICATIONS	
Nominal impedance (Ohm)	8
Power capacity (W AES)	1200
Nominal diameter (in)	18
Minimum impedance (Ohm)	5,8
Sensitivity (dB)	97
Frequency range (Hz)	40-1000
Program power (W)	2400
Recommended enclosure volume (l)	174
Voice coil diameter (in)	4
BL factor (N/A)	23,2
Moving mass (kg)	0,2
Winding length (mm)	27
Air gap height (mm)	12
Xdamage pp (mm)	48

PARAMETERS THIELE & SMALL	
Fs (Hz)	32
Re (Ohm)	5,3
Qms	12,2
Qes	0,39
Qts	0,38
Vas (l)	277
Cms (µm/N)	124
Rms (kg/s)	3,2
Efficiency %	2,2
Sd (m²)	0,1255
Xmax (mm)	11
Vd (cm³)	1372
Le @1 kHz (mH)	1,21



18P1000FE V2/S

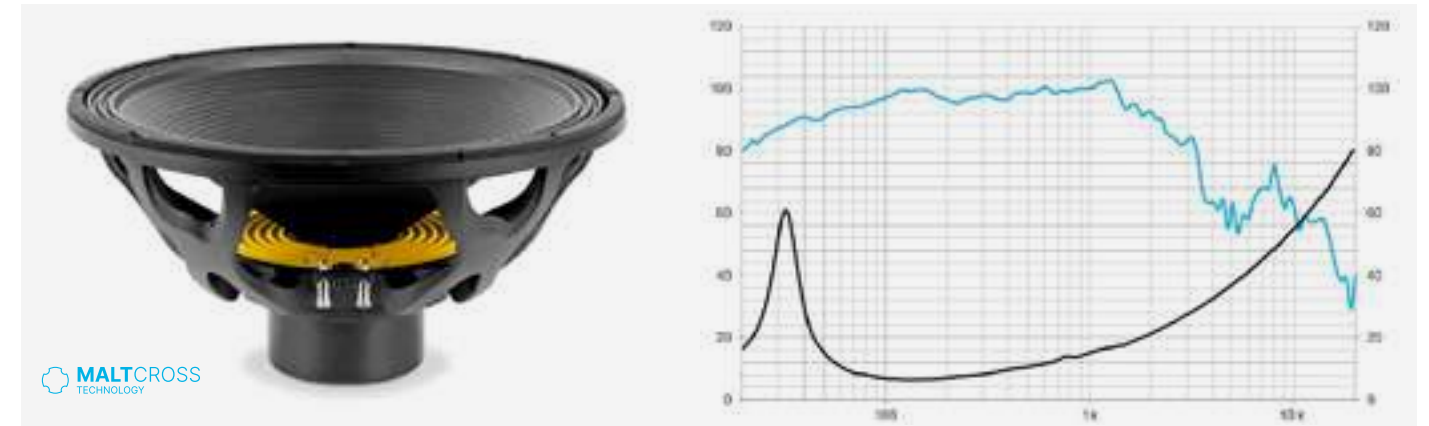


TECHNICAL SPECIFICATIONS	
Nominal impedance (Ohm)	8
Power capacity (W AES)	1200
Nominal diameter (in)	18
Minimum impedance (Ohm)	5,5
Sensitivity (dB)	98
Frequency range (Hz)	30-2000
Program power (W)	2400
Recommended enclosure volume (l)	180
Voice coil diameter (in)	4
BL factor (N/A)	26,8
Moving mass (kg)	0,221
Winding length (mm)	21
Air gap height (mm)	12
Xdamage pp (mm)	52

PARAMETERS THIELE & SMALL	
Fs (Hz)	34
Re (Ohm)	5,2
Qms	10,5
Qes	0,33
Qts	0,32
Vas (l)	230
Cms (µm/N)	105
Rms (kg/s)	4,4
Efficiency %	2,4
Sd (m²)	0,125
Xmax (mm)	8
Vd (cm³)	1000
Le @1 kHz (mH)	1,75

CONSTRUCTION DETAILS	
Depth	233 mm 9.2 in
Net weight (Kg)	13,5
Total weight (kg)	15,8
Magnet	Ferr

18LEX1000ND

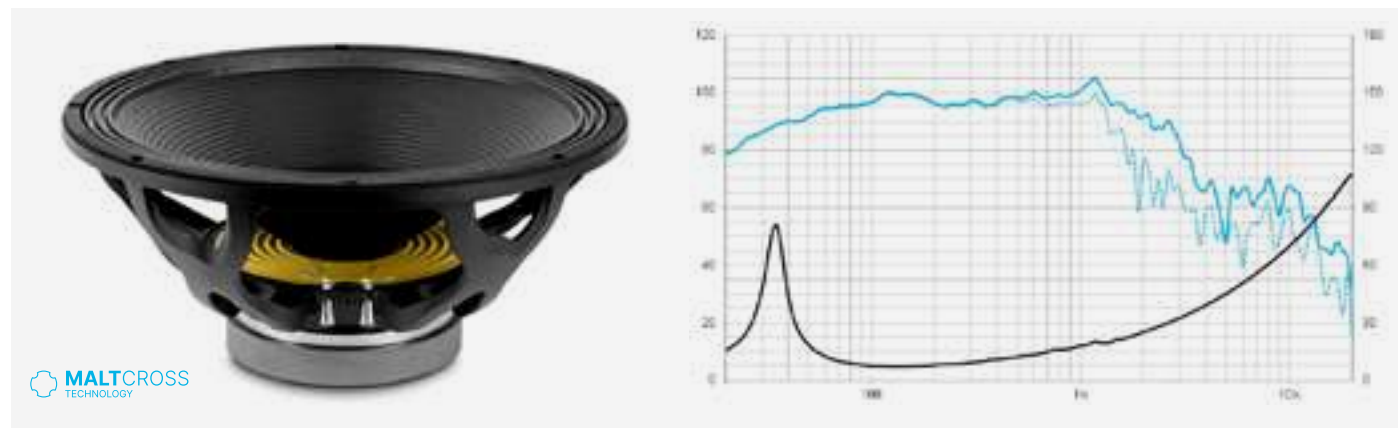


TECHNICAL SPECIFICATIONS	
Nominal impedance (Ohm)	8
Power capacity (W AES)	1000
Nominal diameter (in)	18
Minimum impedance (Ohm)	6,5
Sensitivity (dB)	98
Frequency range (Hz)	35-1000
Program power (W)	2000
Recommended enclosure volume (l)	200
Voice coil diameter (in)	3,5
BL factor (N/A)	22
Moving mass (kg)	0,185
Winding length (mm)	25
Air gap height (mm)	12
Xdamage pp (mm)	65

PARAMETERS THIELE & SMALL	
Fs (Hz)	34
Re (Ohm)	5,1
Qms	5,6
Qes	0,42
Qts	0,39
Vas (l)	260
Cms (µm/N)	117
Rms (kg/s)	7,1
Efficiency %	2,4
Sd (m²)	0,1255
Xmax (mm)	10
Vd (cm³)	1255
Le @1 kHz (mH)	1,6

CONSTRUCTION DETAILS	
Depth	233 mm 9.2 in
Net weight (Kg)	7,3
Total weight (kg)	8,6
Magnet	Nd

18LEX1000FE

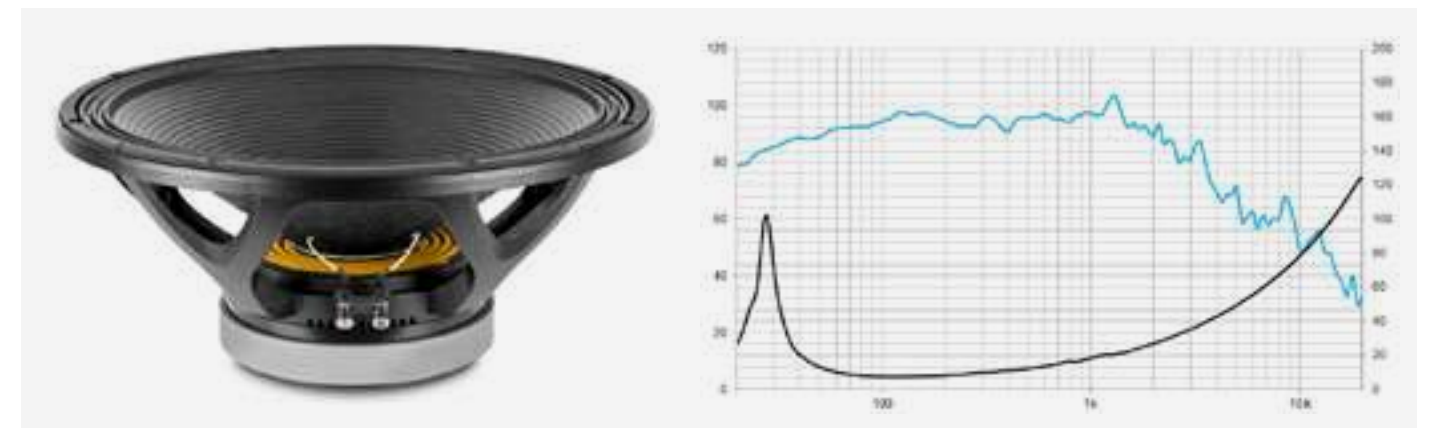


TECHNICAL SPECIFICATIONS	
Nominal impedance (Ohm)	8
Power capacity (W AES)	1000
Nominal diameter (in)	18
Minimum impedance (Ohm)	7,2
Sensitivity (dB)	98
Frequency range (Hz)	35-1000
Program power (W)	2000
Recommended enclosure volume (l)	174
Voice coil diameter (in)	3,5
BL factor (N/A)	23,8
Moving mass (kg)	0,196
Winding length (mm)	27
Air gap height (mm)	12
Xdamage pp (mm)	51

PARAMETERS THIELE & SMALL	
Fs (Hz)	34
Re (Ohm)	5,4
Qms	7,3
Qes	0,39
Qts	0,38
Vas (l)	250
Cms (µm/N)	111
Rms (kg/s)	5,7
Efficiency %	2,4
Sd (m²)	0,1255
Xmax (mm)	11
Vd (cm³)	1380
Le @1 kHz (mH)	1,9

CONSTRUCTION DETAILS	
Depth	191 mm 7.5 in
Net weight (Kg)	13,9
Total weight (kg)	14,9
Magnet	Ferr

18PWB1000FE/S

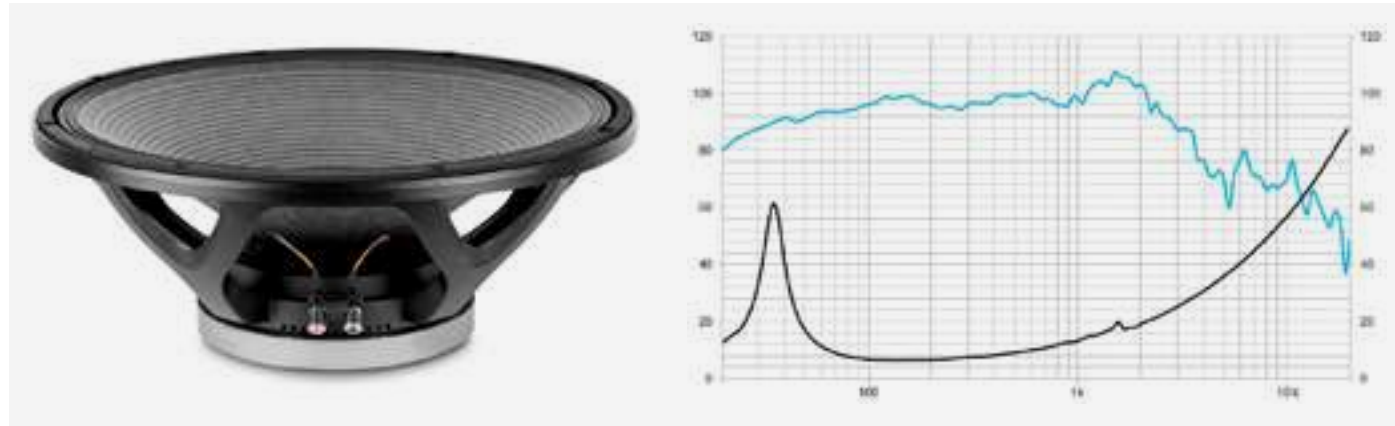


TECHNICAL SPECIFICATIONS	
Nominal impedance (Ohm)	8
Power capacity (W AES)	1000
Nominal diameter (in)	18
Minimum impedance (Ohm)	6,8
Sensitivity (dB)	96
Frequency range (Hz)	30-2000
Program power (W)	2000
Recommended enclosure volume (l)	200
Voice coil diameter (in)	4
BL factor (N/A)	25
Moving mass (kg)	0,245
Winding length (mm)	30
Air gap height (mm)	12
Xdamage pp (mm)	52

PARAMETERS THIELE & SMALL	
Fs (Hz)	27
Re (Ohm)	6
Qms	8,2
Qes	0,4
Qts	0,38
Vas (l)	317
Cms (µm/N)	142
Rms (kg/s)	5,1
Efficiency %	1,5
Sd (m²)	0,1255
Xmax (mm)	12,5
Vd (cm³)	1560
Le @1 kHz (mH)	2

CONSTRUCTION DETAILS	
Depth	212 mm 8.3 in
Net weight (Kg)	13,5
Total weight (kg)	15,1
Magnet	Ferr

18LX60V2/S

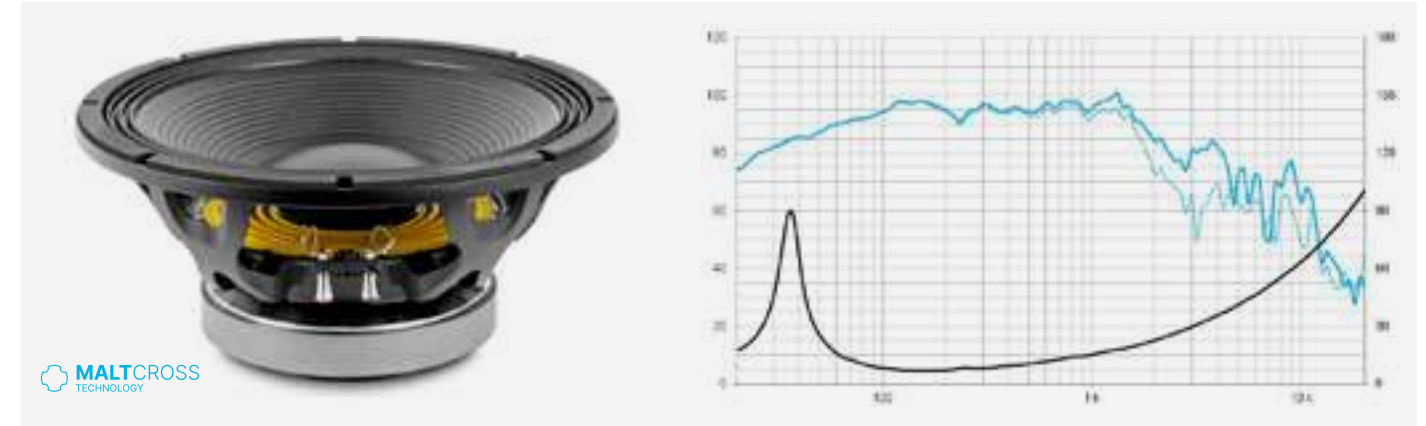


TECHNICAL SPECIFICATIONS	
Nominal impedance (Ohm)	8
Power capacity (W AES)	700
Nominal diameter (in)	18
Minimum impedance (Ohm)	6,4
Sensitivity (dB)	98
Frequency range (Hz)	25-1000
Program power (W)	1400
Recommended enclosure volume (l)	250
Voice coil diameter (in)	4
BL factor (N/A)	21,8
Moving mass (kg)	0,215
Winding length (mm)	20
Air gap height (mm)	10
Xdamage pp (mm)	47

PARAMETERS THIELE & SMALL	
Fs (Hz)	35
Re (Ohm)	5,1
Qms	15,7
Qes	0,5
Qts	0,48
Vas (l)	236
Cms (µm/N)	94,5
Rms (kg/s)	3,1
Efficiency %	1,9
Sd (m²)	0,132
Xmax (mm)	8
Vd (cm³)	1056
Le @1 kHz (mH)	2,1

CONSTRUCTION DETAILS	
Depth	193 mm 7.6 in
Net weight (Kg)	11,2
Total weight (kg)	12,5
Magnet	Ferr

15LEX1600FE

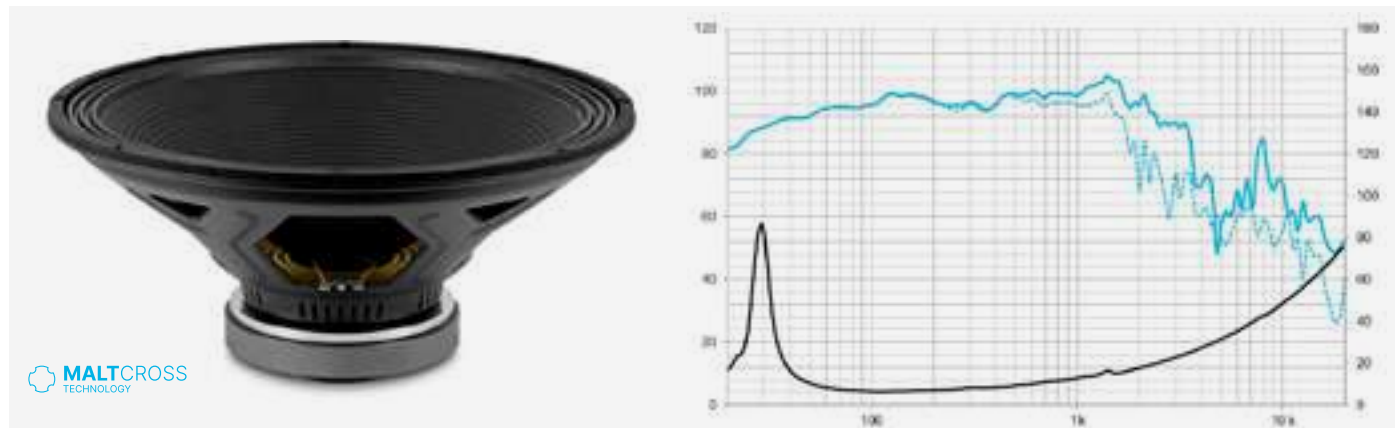


TECHNICAL SPECIFICATIONS	
Nominal impedance (Ohm)	8
Power capacity (W AES)	1600
Nominal diameter (in)	15
Minimum impedance (Ohm)	6,1
Sensitivity (dB)	96
Frequency range (Hz)	40-1500
Program power (W)	3200
Recommended enclosure volume (l)	94
Voice coil diameter (in)	4
BL factor (N/A)	25,8
Moving mass (kg)	0,179
Winding length (mm)	32
Air gap height (mm)	15
Xdamage pp (mm)	60

PARAMETERS THIELE & SMALL	
Fs (Hz)	38
Re (Ohm)	5,3
Qms	6,9
Qes	0,34
Qts	0,33
Vas (l)	106
Cms (µm/N)	97
Rms (kg/s)	6,2
Efficiency %	1,7
Sd (m²)	0,088
Xmax (mm)	13
Vd (cm³)	1144
Le @1 kHz (mH)	1,7

CONSTRUCTION DETAILS	
Depth	191 mm 7.5 in
Net weight (Kg)	13,9
Total weight (kg)	14,9
Magnet	Ferr

18WRS600

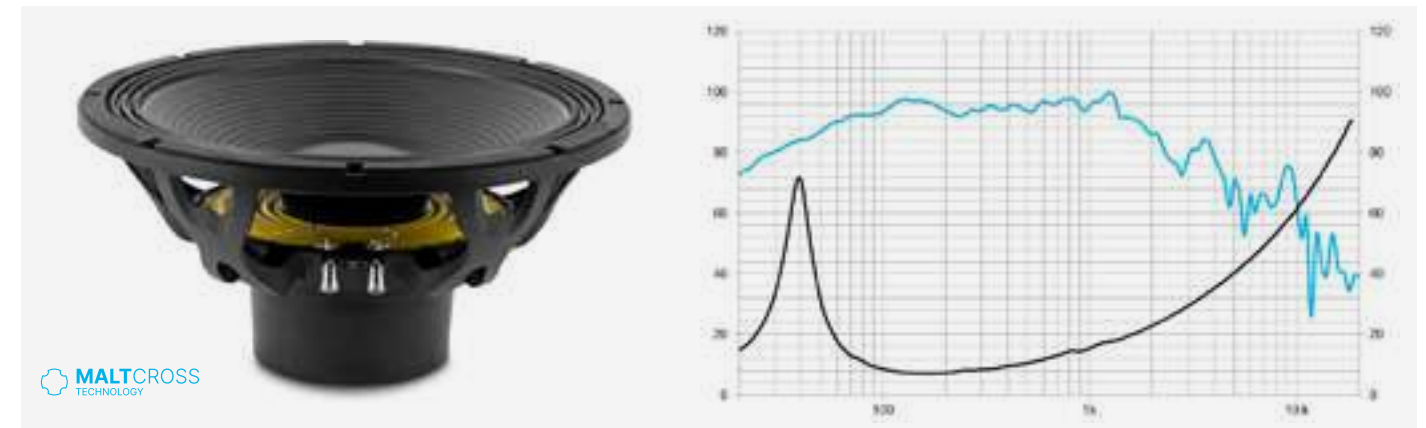


TECHNICAL SPECIFICATIONS	
Nominal impedance (Ohm)	8
Power capacity (W AES)	600
Nominal diameter (in)	18
Minimum impedance (Ohm)	6,5
Sensitivity (dB)	97
Frequency range (Hz)	35-1000
Program power (W)	1200
Recommended enclosure volume (l)	
Voice coil diameter (in)	3
BL factor (N/A)	19
Moving mass (kg)	0,178
Winding length (mm)	21,5
Air gap height (mm)	9,5
Xdamage pp (mm)	53

PARAMETERS THIELE & SMALL	
Fs (Hz)	30
Re (Ohm)	5,2
Qms	13,8
Qes	0,48
Qts	0,47
Vas (l)	354
Cms (µm/N)	159
Rms (kg/s)	2,4
Efficiency %	1,9
Sd (m²)	0,1255
Xmax (mm)	8,5
Vd (cm³)	1130
Le @1 kHz (mH)	1,3

CONSTRUCTION DETAILS	
Depth	218 mm 8.58 in
Net weight (Kg)	8,7
Total weight (kg)	10
Magnet	Ferr

15LEX1600ND

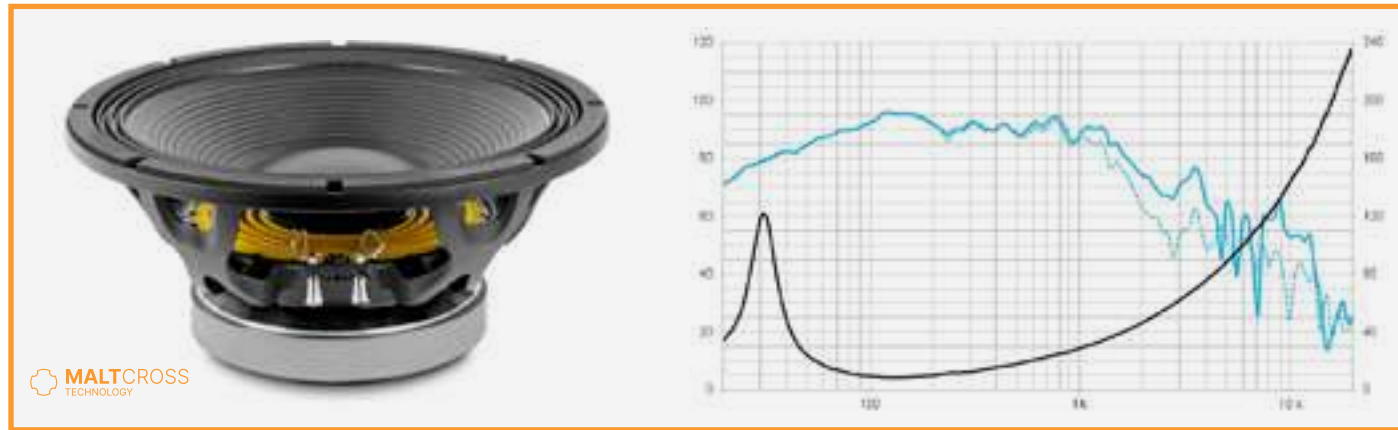


TECHNICAL SPECIFICATIONS	
Nominal impedance (Ohm)	8
Power capacity (W AES)	1600
Nominal diameter (in)	15
Minimum impedance (Ohm)	7,1
Sensitivity (dB)	96
Frequency range (Hz)	40-1500
Program power (W)	3200
Recommended enclosure volume (l)	90
Voice coil diameter (in)	4
BL factor (N/A)	25,7
Moving mass (kg)	0,175
Winding length (mm)	35
Air gap height (mm)	14
Xdamage pp (mm)	65

PARAMETERS THIELE & SMALL	
Fs (Hz)	41
Re (Ohm)	5,5
Qms	6,6
Qes	0,38
Qts	0,36
Vas (l)	91
Cms (µm/N)	84
Rms (kg/s)	6,8
Efficiency %	1,7
Sd (m²)	0,088
Xmax (mm)	14,5
Vd (cm³)	1276
Le @1 kHz (mH)	1,6

CONSTRUCTION DETAILS	
Depth	192 mm 7.6 in
Net weight (Kg)	8,8
Total weight (kg)	9,8
Magnet	Nd

15QLEX1600FE

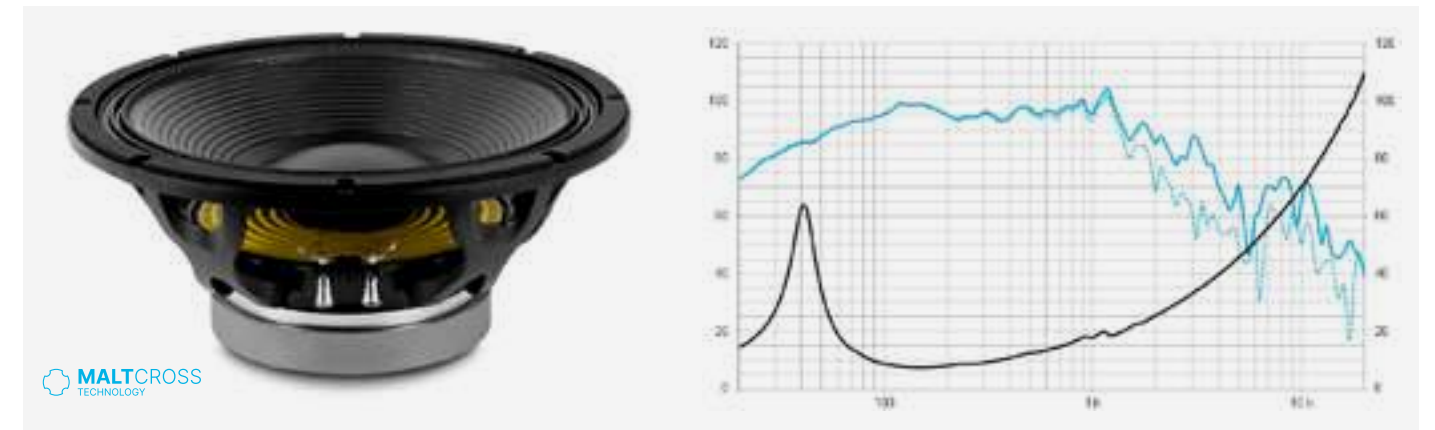


TECHNICAL SPECIFICATIONS	
Nominal impedance (Ohm)	8
Power capacity (W AES)	1600
Nominal diameter (in)	15
Minimum impedance (Ohm)	6,3
Sensitivity (dB)	96
Frequency range (Hz)	35-1000
Program power (W)	3200
Recommended enclosure volume (l)	80
Voice coil diameter (in)	4
BL factor (N/A)	35,6
Moving mass (kg)	0,254
Winding length (mm)	32
Air gap height (mm)	15
Xdamage pp (mm)	60

PARAMETERS THIELE & SMALL	
Fs (Hz)	33
Re (Ohm)	5,3
Qms	6,3
Qes	0,22
Qts	0,21
Vas (l)	102
Cms (µm/N)	93
Rms (kg/s)	8,3
Efficiency %	1,6
Sd (m²)	0,088
Xmax (mm)	13
Vd (cm³)	1144
Le @1 kHz (mH)	3,7

CONSTRUCTION DETAILS	
Depth	191 mm 7.5 in
Net weight (Kg)	13,9
Total weight (kg)	14,9
Magnet	Ferr

15LEX1000FE

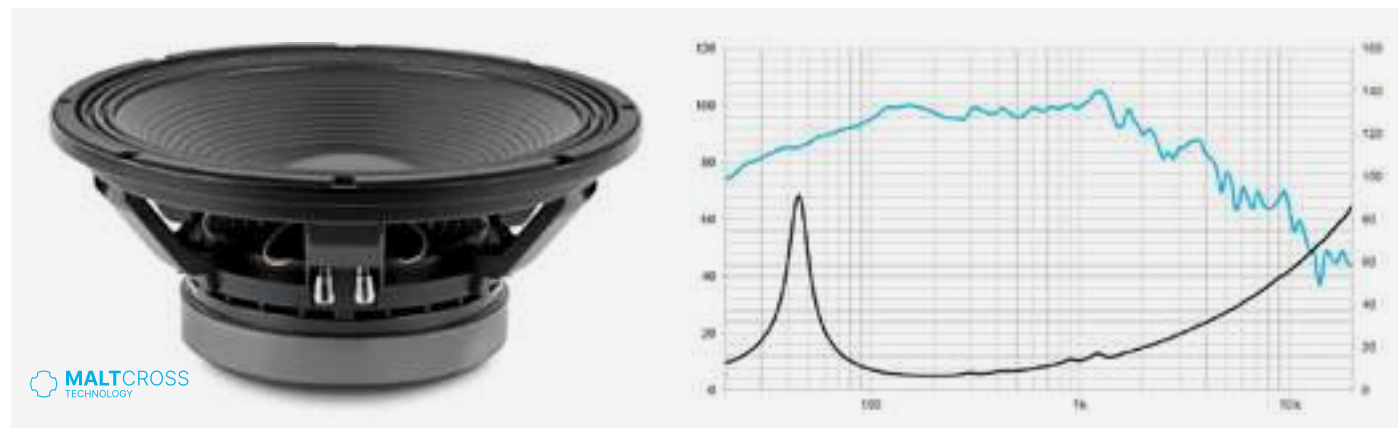


TECHNICAL SPECIFICATIONS	
Nominal impedance (Ohm)	8
Power capacity (W AES)	1000
Nominal diameter (in)	15
Minimum impedance (Ohm)	7,4
Sensitivity (dB)	97
Frequency range (Hz)	40-1000
Program power (W)	2000
Recommended enclosure volume (l)	115
Voice coil diameter (in)	3,5
BL factor (N/A)	23,2
Moving mass (kg)	0,142
Winding length (mm)	27
Air gap height (mm)	12
Xdamage pp (mm)	51

PARAMETERS THIELE & SMALL	
Fs (Hz)	41
Re (Ohm)	5,4
Qms	5,1
Qes	0,37
Qts	0,34
Vas (l)	116
Cms (µm/N)	106
Rms (kg/s)	7,2
Efficiency %	2,1
Sd (m²)	0,088
Xmax (mm)	11
Vd (cm³)	968
Le @1 kHz (mH)	1,7

CONSTRUCTION DETAILS	
Depth	182 mm 7.2 in
Net weight (Kg)	11
Total weight (kg)	12
Magnet	Ferr

15P1000FE/V2

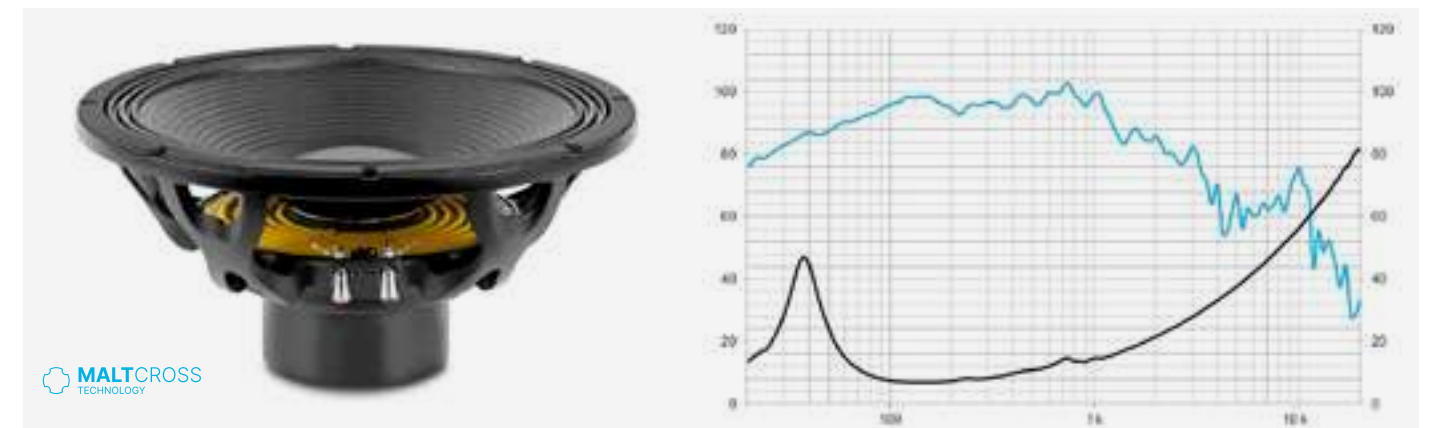


TECHNICAL SPECIFICATIONS	
Nominal impedance (Ohm)	8
Power capacity (W AES)	1000
Nominal diameter (in)	15
Minimum impedance (Ohm)	6,8
Sensitivity (dB)	98
Frequency range (Hz)	45-2000
Program power (W)	2000
Recommended enclosure volume (l)	30/120
Voice coil diameter (in)	4
BL factor (N/A)	27,4
Moving mass (kg)	0,157
Winding length (mm)	20
Air gap height (mm)	12
Xdamage pp (mm)	52

PARAMETERS THIELE & SMALL	
Fs (Hz)	45
Re (Ohm)	5,2
Qms	5,86
Qes	0,31
Qts	0,3
Vas (l)	80,7
Cms (µm/N)	78
Rms (kg/s)	7,6
Efficiency %	2,4
Sd (m²)	0,0855
Xmax (mm)	8
Vd (cm³)	684
Le @1 kHz (mH)	1,5

CONSTRUCTION DETAILS	
Depth	170 mm 6.70 in
Net weight (Kg)	13,1
Total weight (kg)	14,1
Magnet	Ferr

15LEX1000ND

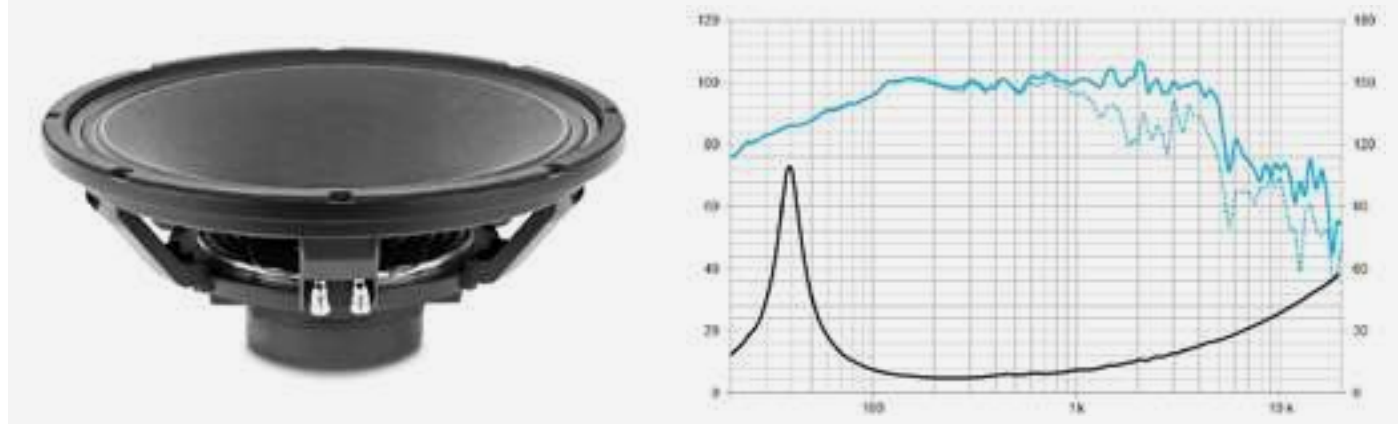


TECHNICAL SPECIFICATIONS	
Nominal impedance (Ohm)	8
Power capacity (W AES)	1000
Nominal diameter (in)	15
Minimum impedance (Ohm)	6,8
Sensitivity (dB)	97
Frequency range (Hz)	40-1500
Program power (W)	2000
Recommended enclosure volume (l)	115
Voice coil diameter (in)	3,5
BL factor (N/A)	21,9
Moving mass (kg)	0,147
Winding length (mm)	25
Air gap height (mm)	12
Xdamage pp (mm)	65

PARAMETERS THIELE & SMALL	
Fs (Hz)	41
Re (Ohm)	5,2
Qms	3,9
Qes	0,41
Qts	0,37
Vas (l)	113
Cms (µm/N)	103
Rms (kg/s)	9,7
Efficiency %	1,8
Sd (m²)	0,088
Xmax (mm)	10
Vd (cm³)	880
Le @1 kHz (mH)	1,1

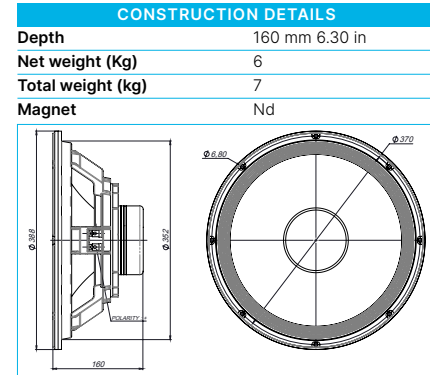
CONSTRUCTION DETAILS	
Depth	189 mm 7.4 in
Net weight (Kg)	7,6
Total weight (kg)	7,7
Magnet	Nd

15P80ND

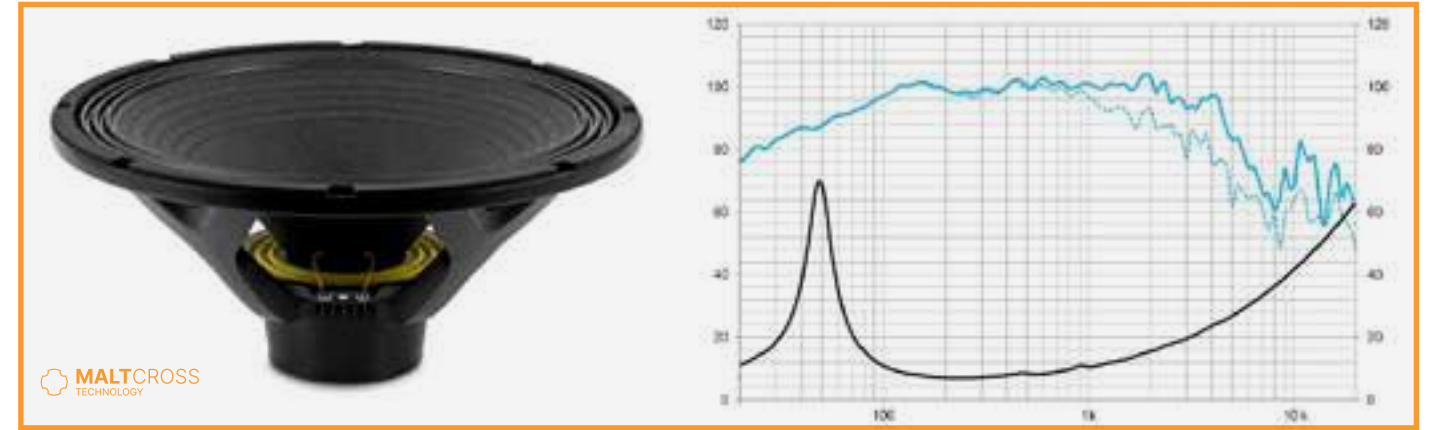


TECHNICAL SPECIFICATIONS	
Nominal impedance (Ohm)	8
Power capacity (W AES)	800
Nominal diameter (in)	15
Minimum impedance (Ohm)	7
Sensitivity (dB)	101
Frequency range (Hz)	40-4000
Program power (W)	1600
Recommended enclosure volume (l)	75
Voice coil diameter (in)	4
BL factor (N/A)	23,8
Moving mass (kg)	0,098
Winding length (mm)	20
Air gap height (mm)	12
Xdamage pp (mm)	52

PARAMETERS THIELE & SMALL	
Fs (Hz)	39
Re (Ohm)	5,1
Qms	5,1
Qes	0,22
Qts	0,21
Vas (l)	184
Cms (µm/N)	168
Rms (kg/s)	4,7
Efficiency %	4,9
Sd (m²)	0,088
Xmax (mm)	7,5
Vd (cm³)	660
Le @1 kHz (mH)	0,8

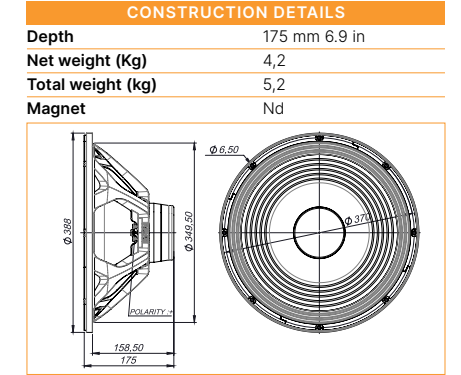


15MC700ND

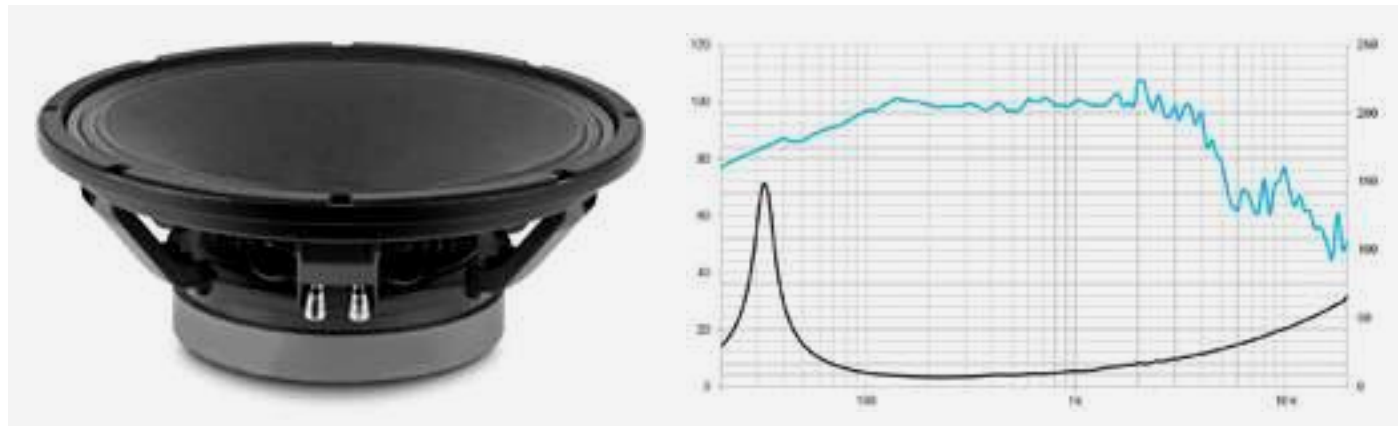


TECHNICAL SPECIFICATIONS	
Nominal impedance (Ohm)	8
Power capacity (W AES)	700
Nominal diameter (in)	15
Minimum impedance (Ohm)	7
Sensitivity (dB)	100
Frequency range (Hz)	50-4000
Program power (W)	1400
Recommended enclosure volume (l)	60
Voice coil diameter (in)	3
BL factor (N/A)	22,6
Moving mass (kg)	0,107
Winding length (mm)	18
Air gap height (mm)	10
Xdamage pp (mm)	48

PARAMETERS THIELE & SMALL	
Fs (Hz)	49
Re (Ohm)	5,2
Qms	3,6
Qes	0,34
Qts	0,31
Vas (l)	105
Cms (µm/N)	96
Rms (kg/s)	9,2
Efficiency %	3,7
Sd (m²)	0,088
Xmax (mm)	7
Vd (cm³)	616
Le @1 kHz (mH)	0,8

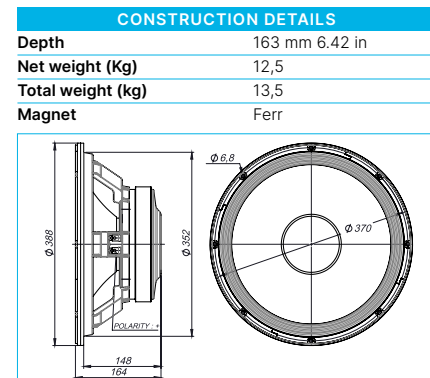


15P80FE/N

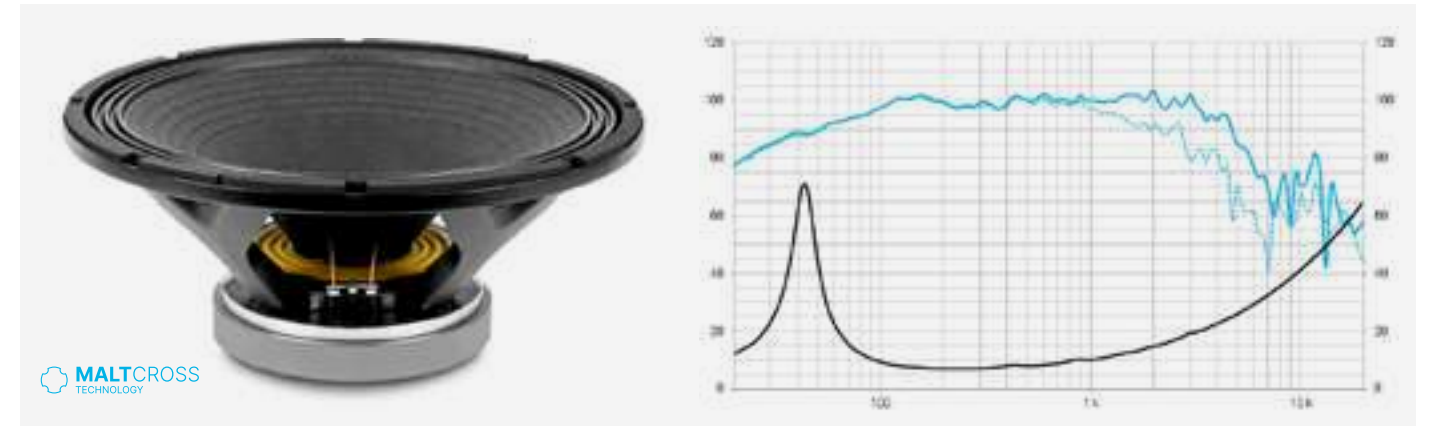


TECHNICAL SPECIFICATIONS	
Nominal impedance (Ohm)	8
Power capacity (W AES)	800
Nominal diameter (in)	15
Minimum impedance (Ohm)	6,3
Sensitivity (dB)	101
Frequency range (Hz)	30-4000
Program power (W)	1600
Recommended enclosure volume (l)	40/150
Voice coil diameter (in)	4
BL factor (N/A)	22,1
Moving mass (kg)	0,088
Winding length (mm)	20
Air gap height (mm)	12
Xdamage pp (mm)	52

PARAMETERS THIELE & SMALL	
Fs (Hz)	32
Re (Ohm)	5,3
Qms	5,5
Qes	0,19
Qts	0,18
Vas (l)	305
Cms (µm/N)	279
Rms (kg/s)	3,2
Efficiency %	5
Sd (m²)	0,088
Xmax (mm)	7,5
Vd (cm³)	660
Le @1 kHz (mH)	1,2

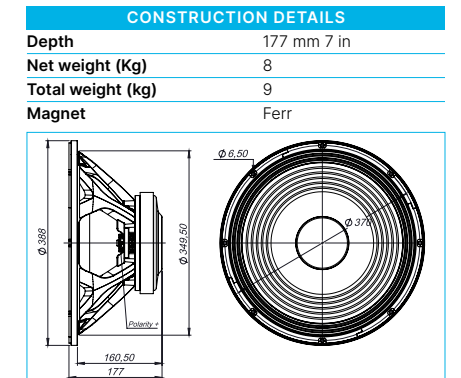


15MCB700

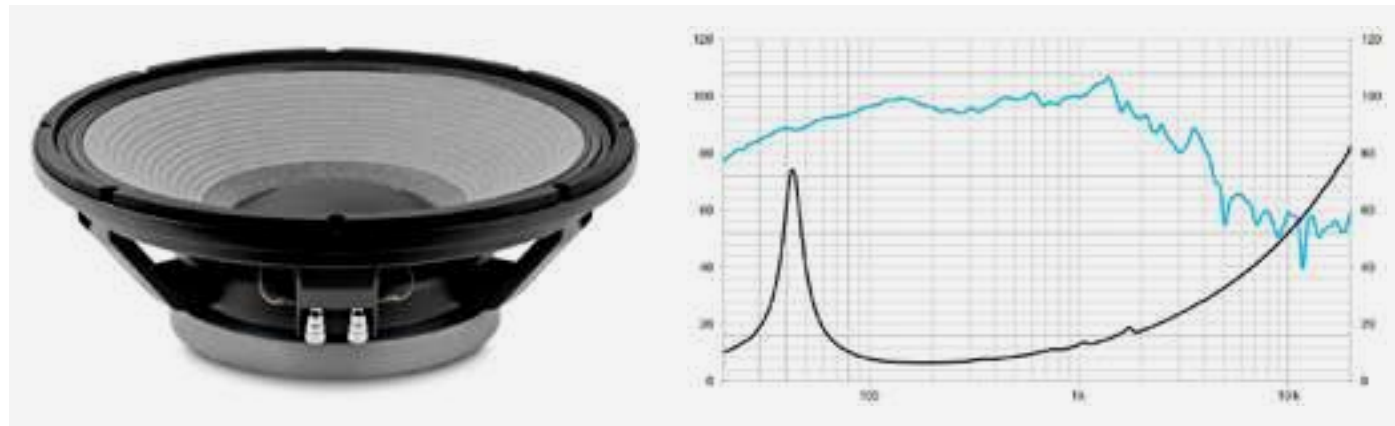


TECHNICAL SPECIFICATIONS	
Nominal impedance (Ohm)	8
Power capacity (W AES)	700
Nominal diameter (in)	15
Minimum impedance (Ohm)	7
Sensitivity (dB)	99
Frequency range (Hz)	45-4000
Program power (W)	1400
Recommended enclosure volume (l)	60
Voice coil diameter (in)	3
BL factor (N/A)	20
Moving mass (kg)	0,096
Winding length (mm)	18
Air gap height (mm)	9,5
Xdamage pp (mm)	45

PARAMETERS THIELE & SMALL	
Fs (Hz)	44
Re (Ohm)	5,3
Qms	5,4
Qes	0,36
Qts	0,34
Vas (l)	148
Cms (µm/N)	135
Rms (kg/s)	4,9
Efficiency %	3,4
Sd (m²)	0,088
Xmax (mm)	7
Vd (cm³)	385
Le @1 kHz (mH)	0,9

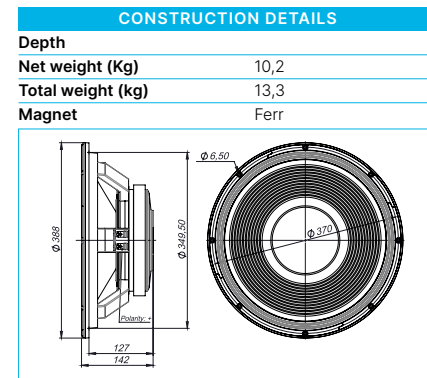


15LX60V2

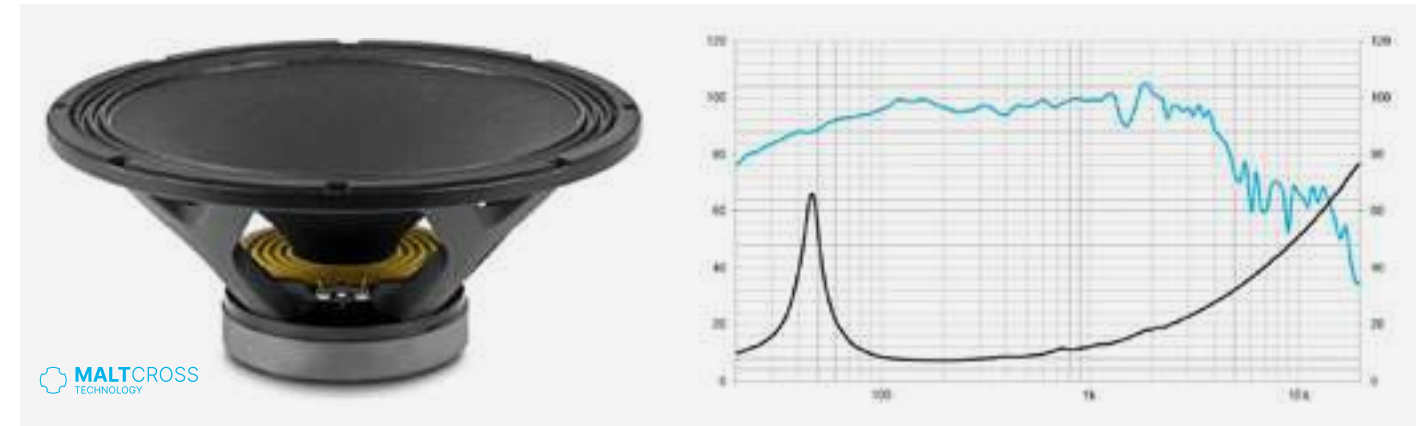


TECHNICAL SPECIFICATIONS	
Nominal impedance (Ohm)	8
Power capacity (W AES)	700
Nominal diameter (in)	15
Minimum impedance (Ohm)	7,2
Sensitivity (dB)	98
Frequency range (Hz)	30-1500
Program power (W)	1400
Recommended enclosure volume (l)	60/150
Voice coil diameter (in)	4
BL factor (N/A)	21,1
Moving mass (kg)	0,147
Winding length (mm)	20
Air gap height (mm)	10
Xdamage pp (mm)	58

PARAMETERS THIELE & SMALL	
Fs (Hz)	42
Re (Ohm)	5,1
Qms	21,23
Qes	0,45
Qts	0,44
Vas (l)	105,53
Cms (µm/N)	92,4
Rms (kg/s)	1,9
Efficiency %	1,67
Sd (m²)	0,091
Xmax (mm)	8
Vd (cm³)	728
Le @1 kHz (mH)	2,1

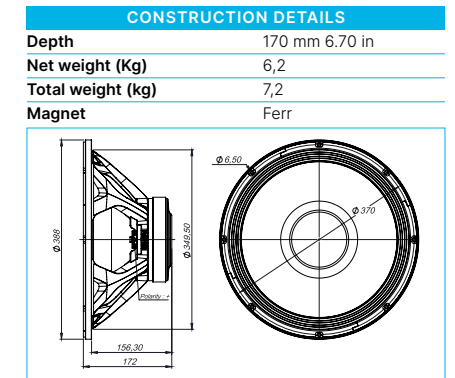


15MC500

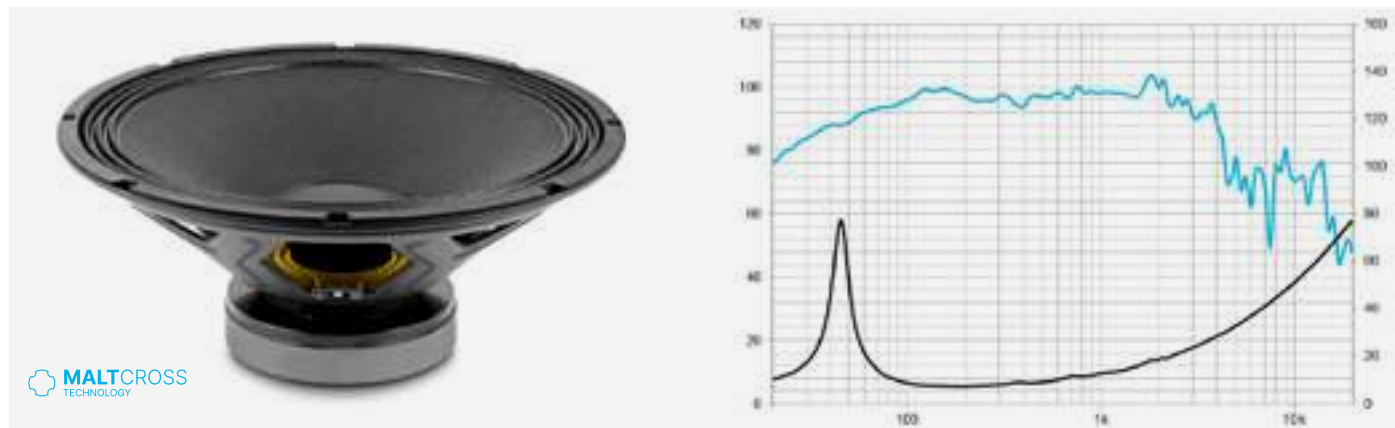


TECHNICAL SPECIFICATIONS	
Nominal impedance (Ohm)	8
Power capacity (W AES)	500
Nominal diameter (in)	15
Minimum impedance (Ohm)	6,9
Sensitivity (dB)	98
Frequency range (Hz)	50-4000
Program power (W)	1000
Recommended enclosure volume (l)	60/150
Voice coil diameter (in)	2,5
BL factor (N/A)	18,3
Moving mass (kg)	0,098
Winding length (mm)	19,5
Air gap height (mm)	9,5
Xdamage pp (mm)	40,7

PARAMETERS THIELE & SMALL	
Fs (Hz)	46
Re (Ohm)	5,6
Qms	7,8
Qes	0,47
Qts	0,45
Vas (l)	134
Cms (µm/N)	122
Rms (kg/s)	3,6
Efficiency %	2,6
Sd (m²)	0,088
Xmax (mm)	8
Vd (cm³)	704
Le @1 kHz (mH)	1,1

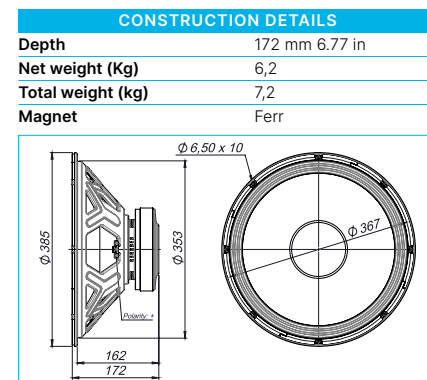


15MCS500

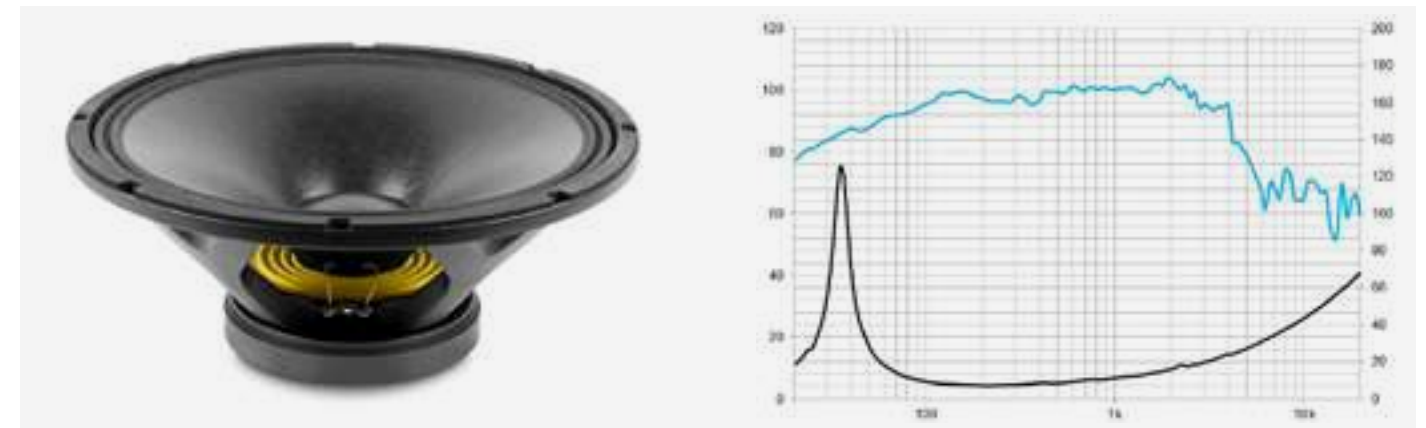


TECHNICAL SPECIFICATIONS	
Nominal impedance (Ohm)	8
Power capacity (W AES)	500
Nominal diameter (in)	15
Minimum impedance (Ohm)	7,2
Sensitivity (dB)	98
Frequency range (Hz)	50-4000
Program power (W)	1000
Recommended enclosure volume (l)	
Voice coil diameter (in)	2,5
BL factor (N/A)	17,6
Moving mass (kg)	0,098
Winding length (mm)	19,5
Air gap height (mm)	9,5
Xdamage pp (mm)	40,7

PARAMETERS THIELE & SMALL	
Fs (Hz)	46
Re (Ohm)	5,6
Qms	7,8
Qes	0,5
Qts	0,48
Vas (l)	134
Cms (µm/N)	122
Rms (kg/s)	3,6
Efficiency %	2,5
Sd (m²)	0,088
Xmax (mm)	8
Vd (cm³)	704
Le @1 kHz (mH)	1,1

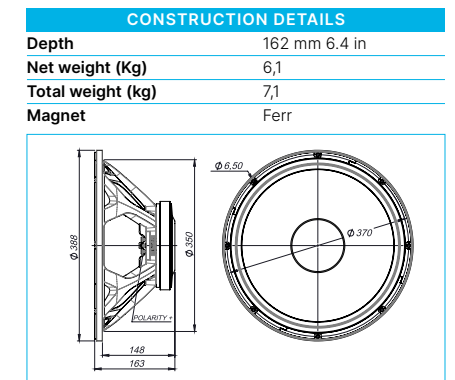


15WR400

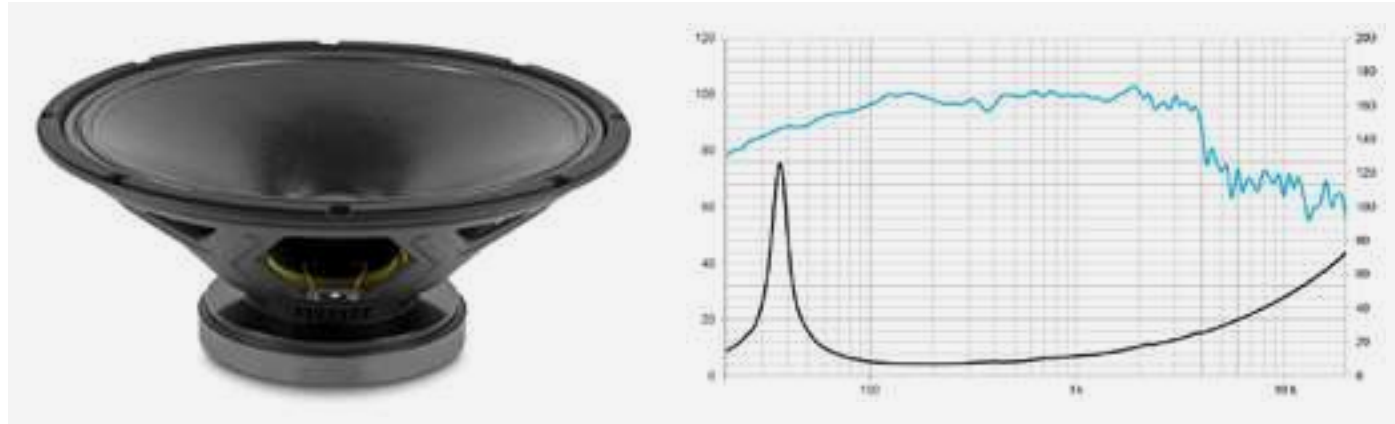


TECHNICAL SPECIFICATIONS	
Nominal impedance (Ohm)	8
Power capacity (W AES)	400
Nominal diameter (in)	15
Minimum impedance (Ohm)	6,4
Sensitivity (dB)	99
Frequency range (Hz)	40-4000
Program power (W)	800
Recommended enclosure volume (l)	70/150
Voice coil diameter (in)	3
BL factor (N/A)	19,2
Moving mass (kg)	0,091
Winding length (mm)	16
Air gap height (mm)	8
Xdamage pp (mm)	30

PARAMETERS THIELE & SMALL	
Fs (Hz)	36
Re (Ohm)	5,6
Qms	8,2
Qes	0,31
Qts	0,3
Vas (l)	236
Cms (µm/N)	215
Rms (kg/s)	2,5
Efficiency %	3,4
Sd (m²)	0,088
Xmax (mm)	6,3
Vd (cm³)	555
Le @1 kHz (mH)	1



15WRS400

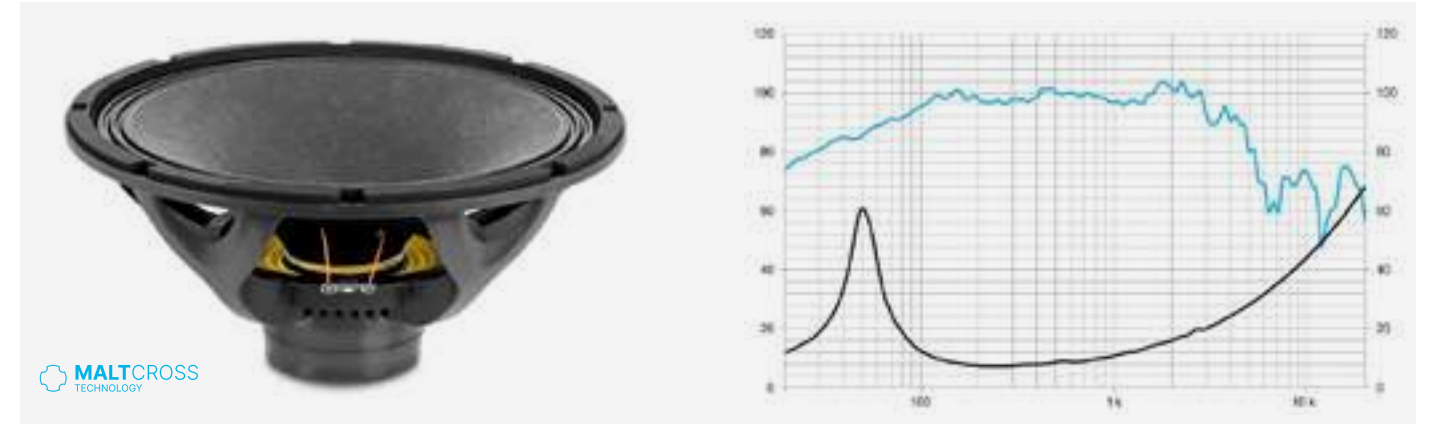


TECHNICAL SPECIFICATIONS	
Nominal impedance (Ohm)	8
Power capacity (W AES)	400
Nominal diameter (in)	15
Minimum impedance (Ohm)	7
Sensitivity (dB)	98,5
Frequency range (Hz)	40-4000
Program power (W)	800
Recommended enclosure volume (l)	70/150
Voice coil diameter (in)	3
BL factor (N/A)	18,2
Moving mass (kg)	0,091
Winding length (mm)	16
Air gap height (mm)	8
Xdamage pp (mm)	30

PARAMETERS THIELE & SMALL	
Fs (Hz)	36
Re (Ohm)	5,6
Qms	9,1
Qes	0,35
Qts	0,33
Vas (l)	236
Cms (µm/N)	215
Rms (kg/s)	2,3
Efficiency %	3
Sd (m²)	0,088
Xmax (mm)	6,3
Vd (cm³)	555
Le @1 kHz (mH)	1,1

CONSTRUCTION DETAILS	
Depth	163 mm 6.42 in
Net weight (Kg)	6,25
Total weight (kg)	7,25
Magnet	Ferr

14MC700ND

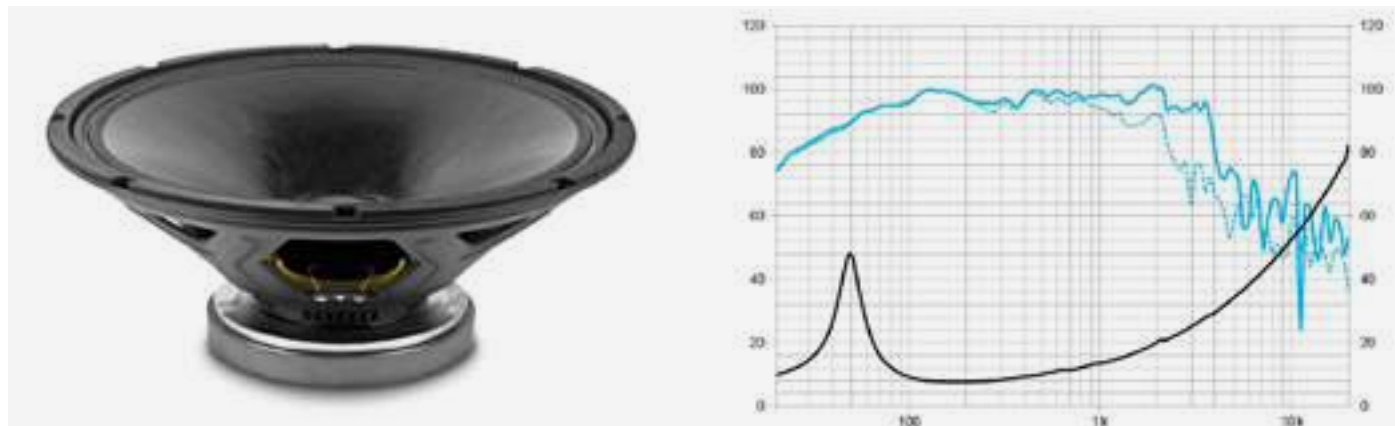


TECHNICAL SPECIFICATIONS	
Nominal impedance (Ohm)	8
Power capacity (W AES)	700
Nominal diameter (in)	14
Minimum impedance (Ohm)	7,2
Sensitivity (dB)	99
Frequency range (Hz)	55-4000
Program power (W)	1400
Recommended enclosure volume (l)	55
Voice coil diameter (in)	3
BL factor (N/A)	22
Moving mass (kg)	0,086
Winding length (mm)	18
Air gap height (mm)	10 mm
Xdamage pp (mm)	48

PARAMETERS THIELE & SMALL	
Fs (Hz)	51
Re (Ohm)	5,3
Qms	3,3
Qes	0,3
Qts	0,28
Vas (l)	78
Cms (µm/N)	110
Rms (kg/s)	8,3
Efficiency %	3,3
Sd (m²)	0,07
Xmax (mm)	7
Vd (cm³)	490
Le @1 kHz (mH)	1

CONSTRUCTION DETAILS	
Depth	166 mm 6.5 in
Net weight (Kg)	4
Total weight (kg)	5
Magnet	Nd

15CMV2

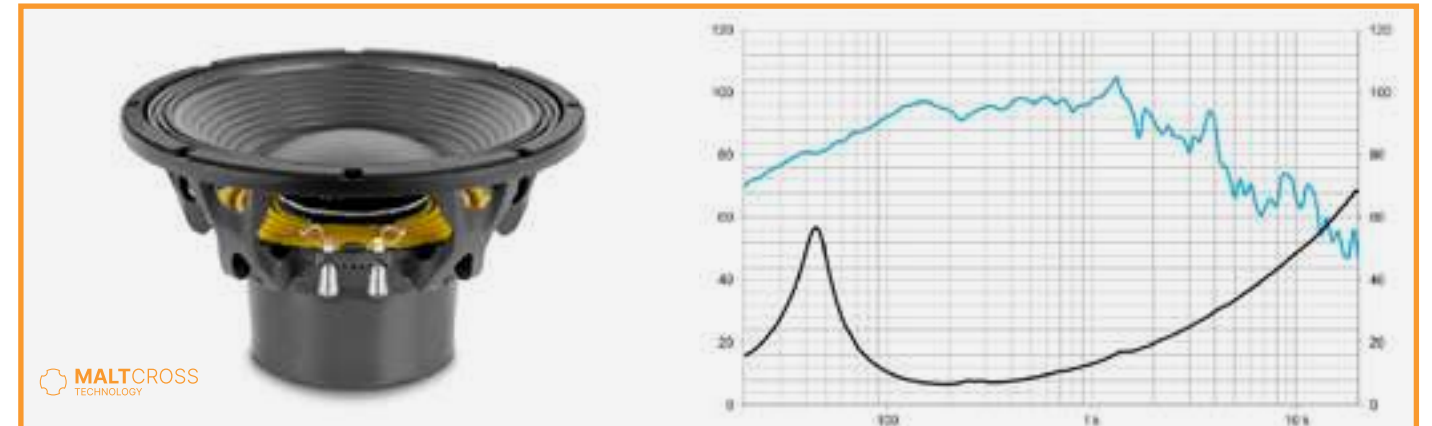


TECHNICAL SPECIFICATIONS	
Nominal impedance (Ohm)	8
Power capacity (W AES)	350
Nominal diameter (in)	15
Minimum impedance (Ohm)	7,5
Sensitivity (dB)	97
Frequency range (Hz)	50-4000
Program power (W)	700
Recommended enclosure volume (l)	75
Voice coil diameter (in)	3
BL factor (N/A)	18,8
Moving mass (kg)	0,106
Winding length (mm)	17,5
Air gap height (mm)	7
Xdamage pp (mm)	35

PARAMETERS THIELE & SMALL	
Fs (Hz)	49
Re (Ohm)	6
Qms	4,1
Qes	0,55
Qts	0,49
Vas (l)	104
Cms (µm/N)	95
Rms (kg/s)	8,1
Efficiency %	2,3
Sd (m²)	0,088
Xmax (mm)	7
Vd (cm³)	616
Le @1 kHz (mH)	1,2

CONSTRUCTION DETAILS	
Depth	165 mm 6.5 in
Net weight (Kg)	6
Total weight (kg)	7
Magnet	Ferr

12LEX1300ND

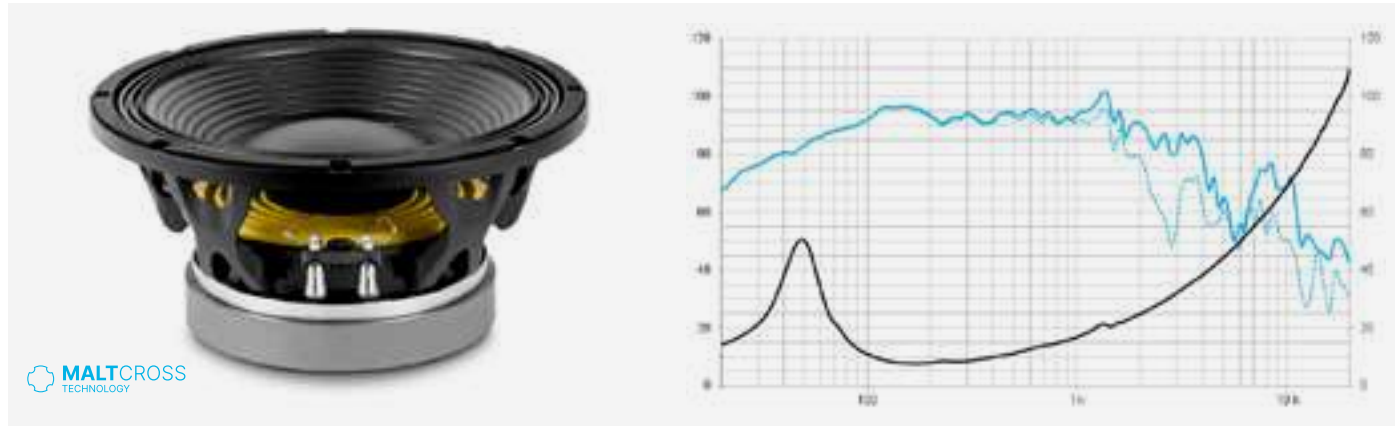


TECHNICAL SPECIFICATIONS	
Nominal impedance (Ohm)	8
Power capacity (W AES)	1300
Nominal diameter (in)	12
Minimum impedance (Ohm)	6,8
Sensitivity (dB)	96
Frequency range (Hz)	45-1500
Program power (W)	2600
Recommended enclosure volume (l)	45
Voice coil diameter (in)	4
BL factor (N/A)	26,4
Moving mass (kg)	0,125
Winding length (mm)	28
Air gap height (mm)	14
Xdamage pp (mm)	65

PARAMETERS THIELE & SMALL	
Fs (Hz)	45
Re (Ohm)	5
Qms	4,2
Qes	0,25
Qts	0,24
Vas (l)	43
Cms (µm/N)	100
Rms (kg/s)	8,4
Efficiency %	1,5
Sd (m²)	0,055
Xmax (mm)	11
Vd (cm³)	605
Le @1 kHz (mH)	1,3

CONSTRUCTION DETAILS	
Depth	176 mm 6.9 in
Net weight (Kg)	8,3
Total weight (kg)	9
Magnet	Nd

12LEX1000FE

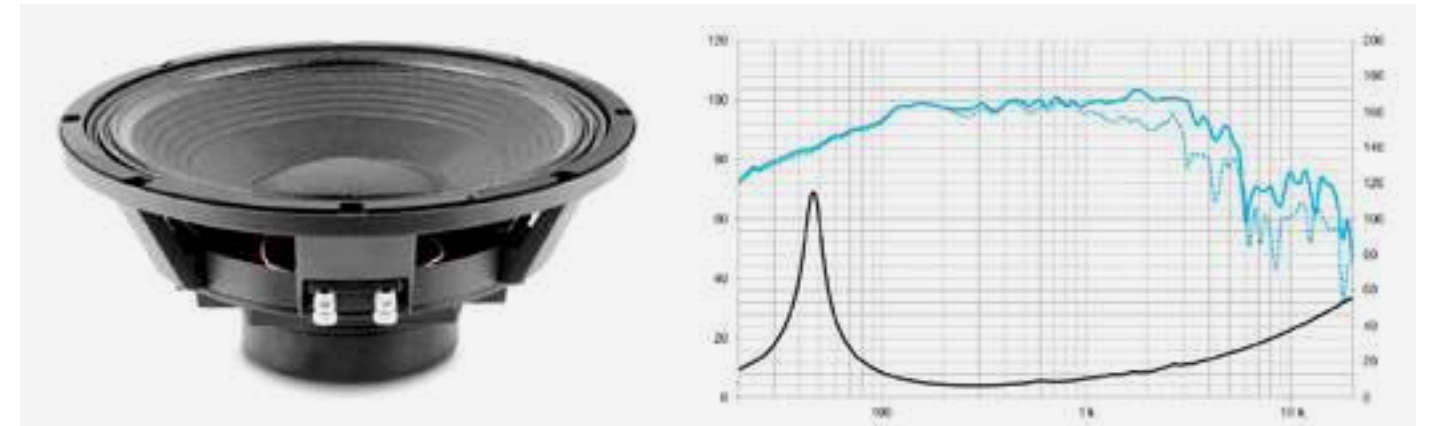


TECHNICAL SPECIFICATIONS	
Nominal impedance (Ohm)	8
Power capacity (W AES)	1000
Nominal diameter (in)	12
Minimum impedance (Ohm)	7,6
Sensitivity (dB)	95
Frequency range (Hz)	50-1500
Program power (W)	2000
Recommended enclosure volume (l)	50
Voice coil diameter (in)	3,5
BL factor (N/A)	24,6
Moving mass (kg)	0,118
Winding length (mm)	27
Air gap height (mm)	12
Xdamage pp (mm)	51

PARAMETERS THIELE & SMALL	
Fs (Hz)	49
Re (Ohm)	5,4
Qms	3,6
Qes	0,32
Qts	0,3
Vas (l)	38,4
Cms (µm/N)	89
Rms (kg/s)	10,1
Efficiency %	1,3
Sd (m²)	0,055
Xmax (mm)	11
Vd (cm³)	605
Le @1 kHz (mH)	1,7

CONSTRUCTION DETAILS	
Depth	166 mm 6.5 in
Net weight (Kg)	10,4
Total weight (kg)	11,1
Magnet	Ferr

12P80ND/V2

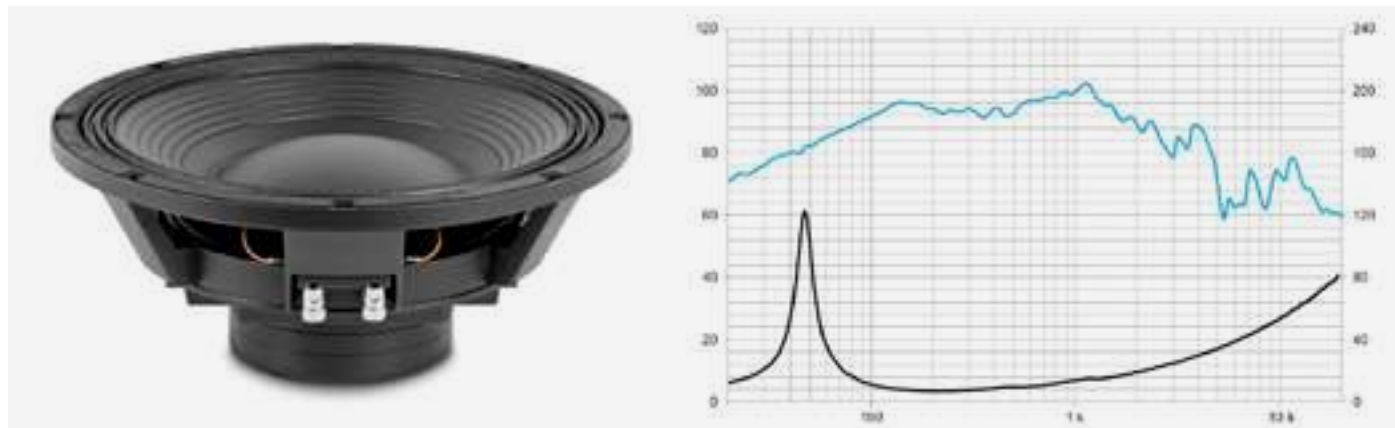


TECHNICAL SPECIFICATIONS	
Nominal impedance (Ohm)	8
Power capacity (W AES)	700
Nominal diameter (in)	12
Minimum impedance (Ohm)	6,7
Sensitivity (dB)	100
Frequency range (Hz)	50-4000
Program power (W)	1400
Recommended enclosure volume (l)	40
Voice coil diameter (in)	4
BL factor (N/A)	23,7
Moving mass (kg)	0,074
Winding length (mm)	20
Air gap height (mm)	12
Xdamage pp (mm)	52

PARAMETERS THIELE & SMALL	
Fs (Hz)	47
Re (Ohm)	5
Qms	5,2
Qes	0,2
Qts	0,19
Vas (l)	65
Cms (µm/N)	152
Rms (kg/s)	4,2
Efficiency %	3,4
Sd (m²)	0,055
Xmax (mm)	7,5
Vd (cm³)	412
Le @1 kHz (mH)	0,9

CONSTRUCTION DETAILS	
Depth	132 mm 5.20 in
Net weight (Kg)	5,6
Total weight (kg)	6,3
Magnet	Nd

12P1000ND

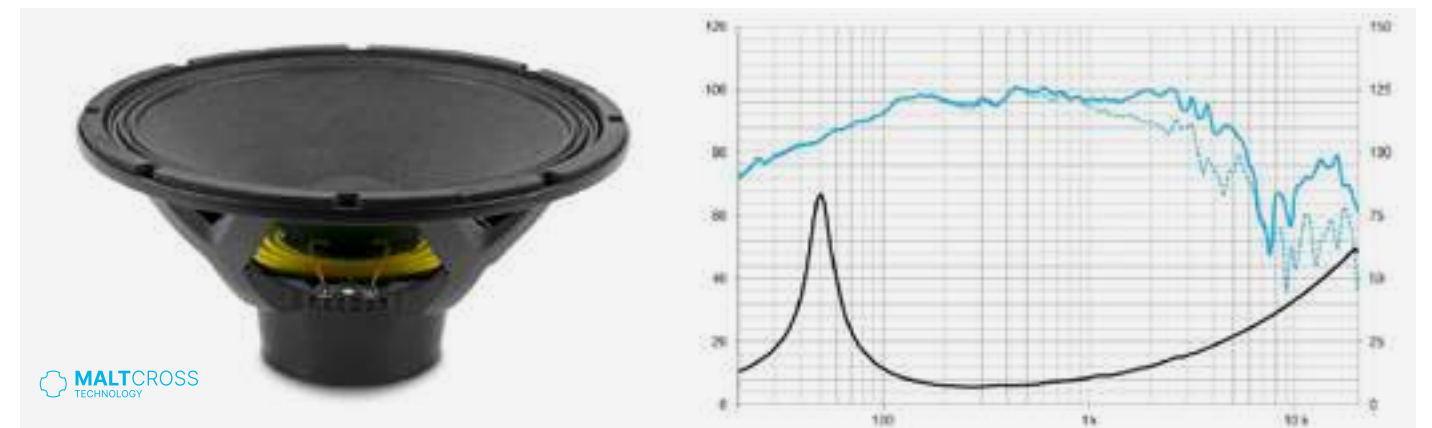


TECHNICAL SPECIFICATIONS	
Nominal impedance (Ohm)	8
Power capacity (W AES)	900
Nominal diameter (in)	12
Minimum impedance (Ohm)	6,5
Sensitivity (dB)	96
Frequency range (Hz)	50-2000
Program power (W)	1800
Recommended enclosure volume (l)	20/60
Voice coil diameter (in)	4
BL factor (N/A)	23,5
Moving mass (kg)	0,1
Winding length (mm)	21
Air gap height (mm)	12
Xdamage pp (mm)	52

PARAMETERS THIELE & SMALL	
Fs (Hz)	47
Re (Ohm)	5,1
Qms	7,9
Qes	0,27
Qts	0,26
Vas (l)	49
Cms (µm/N)	115
Rms (kg/s)	3,7
Efficiency %	1,8
Sd (m²)	0,055
Xmax (mm)	8
Vd (cm³)	440
Le @1 kHz (mH)	2

CONSTRUCTION DETAILS	
Depth	132 mm 5.20 in
Net weight (Kg)	5,4
Total weight (kg)	6,1
Magnet	Nd

12MC700ND

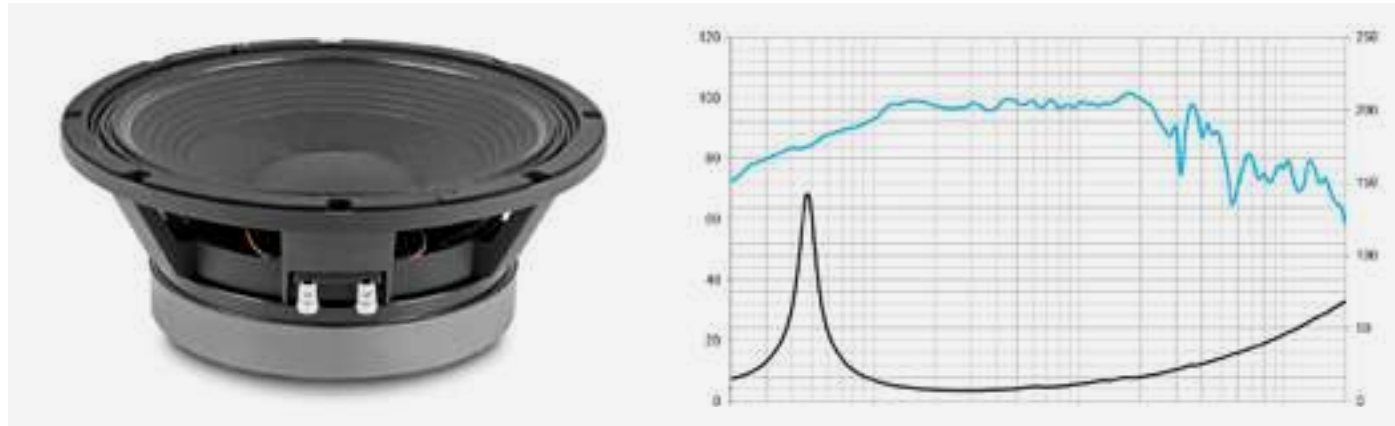


TECHNICAL SPECIFICATIONS	
Nominal impedance (Ohm)	8
Power capacity (W AES)	700
Nominal diameter (in)	12
Minimum impedance (Ohm)	7
Sensitivity (dB)	99
Frequency range (Hz)	60-4000
Program power (W)	1400
Recommended enclosure volume (l)	40
Voice coil diameter (in)	3
BL factor (N/A)	21,6
Moving mass (kg)	0,072
Winding length (mm)	18
Air gap height (mm)	10 mm
Xdamage pp (mm)	48

PARAMETERS THIELE & SMALL	
Fs (Hz)	51
Re (Ohm)	5,2
Qms	4,1
Qes	0,26
Qts	0,24
Vas (l)	58
Cms (µm/N)	136
Rms (kg/s)	5,6
Efficiency %	2,8
Sd (m²)	0,055
Xmax (mm)	7
Vd (cm³)	375
Le @1 kHz (mH)	1

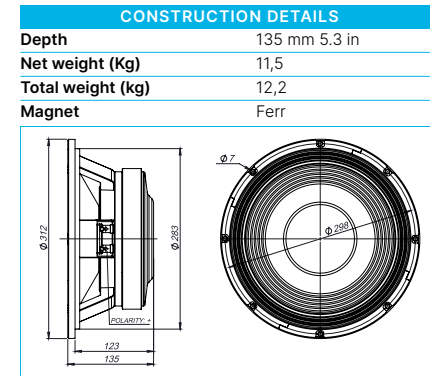
CONSTRUCTION DETAILS	
Depth	145 mm 5.7 in
Net weight (Kg)	3,7
Total weight (kg)	4,4
Magnet	Nd

12P80FE/V2

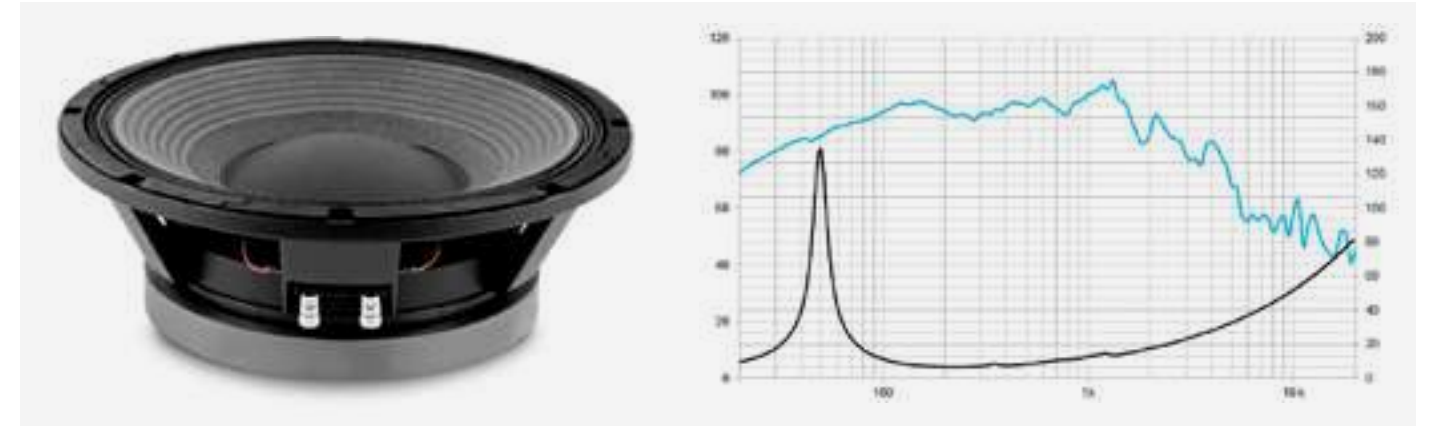


TECHNICAL SPECIFICATIONS	
Nominal impedance (Ohm)	8
Power capacity (W AES)	700
Nominal diameter (in)	12
Minimum impedance (Ohm)	7
Sensitivity (dB)	99
Frequency range (Hz)	50-4000
Program power (W)	1400
Recommended enclosure volume (l)	40
Voice coil diameter (in)	4
BL factor (N/A)	23
Moving mass (kg)	0,068
Winding length (mm)	20
Air gap height (mm)	12
Xdamage pp (mm)	52

PARAMETERS THIELE & SMALL	
Fs (Hz)	48
Re (Ohm)	5
Qms	6,5
Qes	0,22
Qts	0,21
Vas (l)	61
Cms (µm/N)	143
Rms (kg/s)	3,5
Efficiency %	3
Sd (m²)	0,055
Xmax (mm)	7,5
Vd (cm³)	412
Le @1 kHz (mH)	1,1

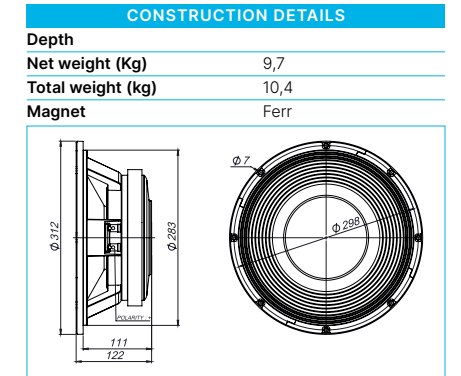


12LX60V2

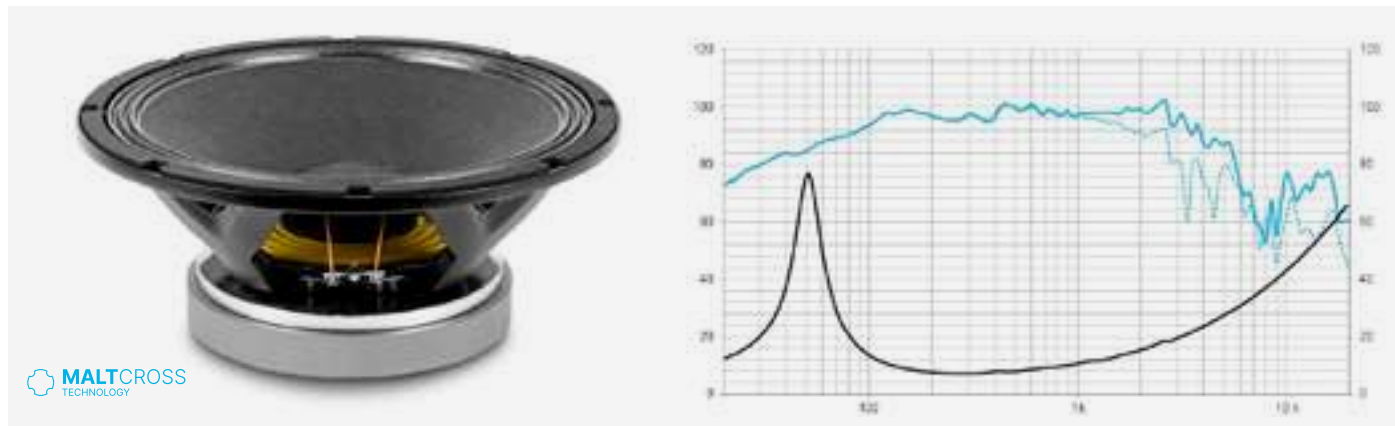


TECHNICAL SPECIFICATIONS	
Nominal impedance (Ohm)	8
Power capacity (W AES)	700
Nominal diameter (in)	12
Minimum impedance (Ohm)	7,1
Sensitivity (dB)	96
Frequency range (Hz)	35-2000
Program power (W)	1400
Recommended enclosure volume (l)	12/60
Voice coil diameter (in)	4
BL factor (N/A)	20
Moving mass (kg)	0,102
Winding length (mm)	20
Air gap height (mm)	10
Xdamage pp (mm)	58

PARAMETERS THIELE & SMALL	
Fs (Hz)	49
Re (Ohm)	5,1
Qms	15,3
Qes	0,4
Qts	0,38
Vas (l)	43
Cms (µm/N)	99
Rms (kg/s)	2,1
Efficiency %	1,21
Sd (m²)	0,055
Xmax (mm)	9
Vd (cm³)	500
Le @1 kHz (mH)	2,1

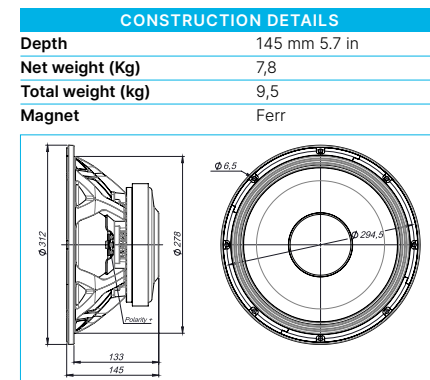


12MCB700

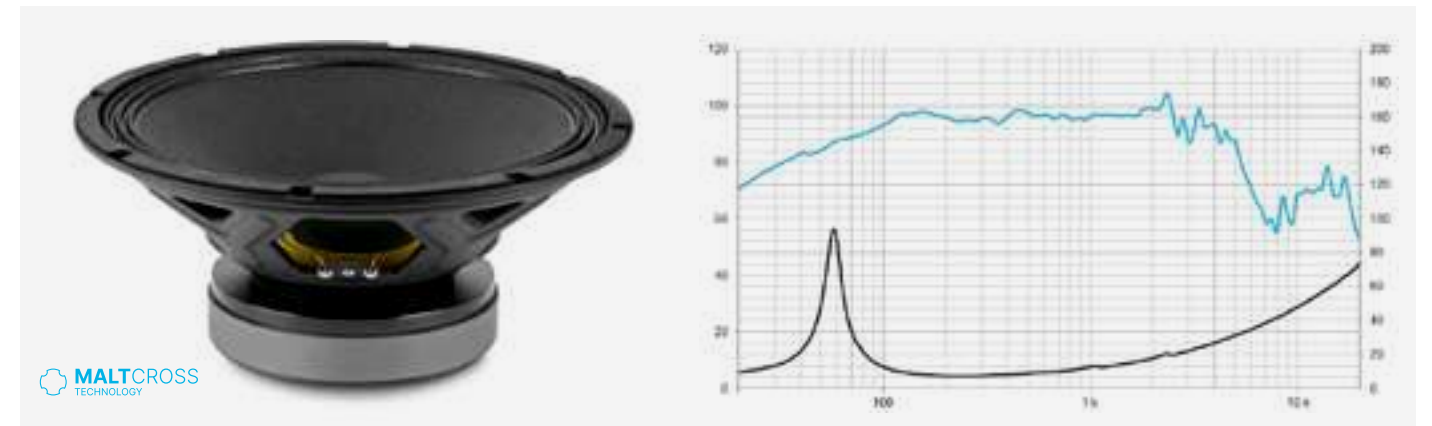


TECHNICAL SPECIFICATIONS	
Nominal impedance (Ohm)	8
Power capacity (W AES)	700
Nominal diameter (in)	12
Minimum impedance (Ohm)	7,1
Sensitivity (dB)	98
Frequency range (Hz)	55-4000
Program power (W)	1400
Recommended enclosure volume (l)	40
Voice coil diameter (in)	3
BL factor (N/A)	20,4
Moving mass (kg)	0,069
Winding length (mm)	18
Air gap height (mm)	9,5
Xdamage pp (mm)	45

PARAMETERS THIELE & SMALL	
Fs (Hz)	51
Re (Ohm)	5,4
Qms	3,9
Qes	0,29
Qts	0,27
Vas (l)	59,5
Cms (µm/N)	139
Rms (kg/s)	5,6
Efficiency %	2,7
Sd (m²)	0,055
Xmax (mm)	7
Vd (cm³)	385
Le @1 kHz (mH)	0,9

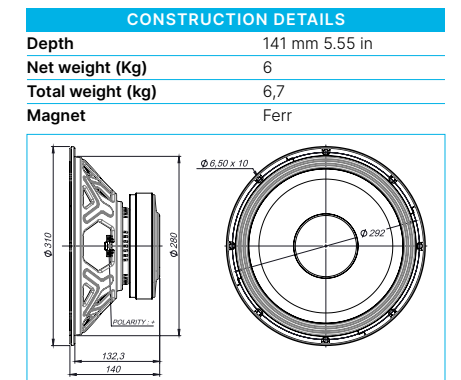


12MCS500

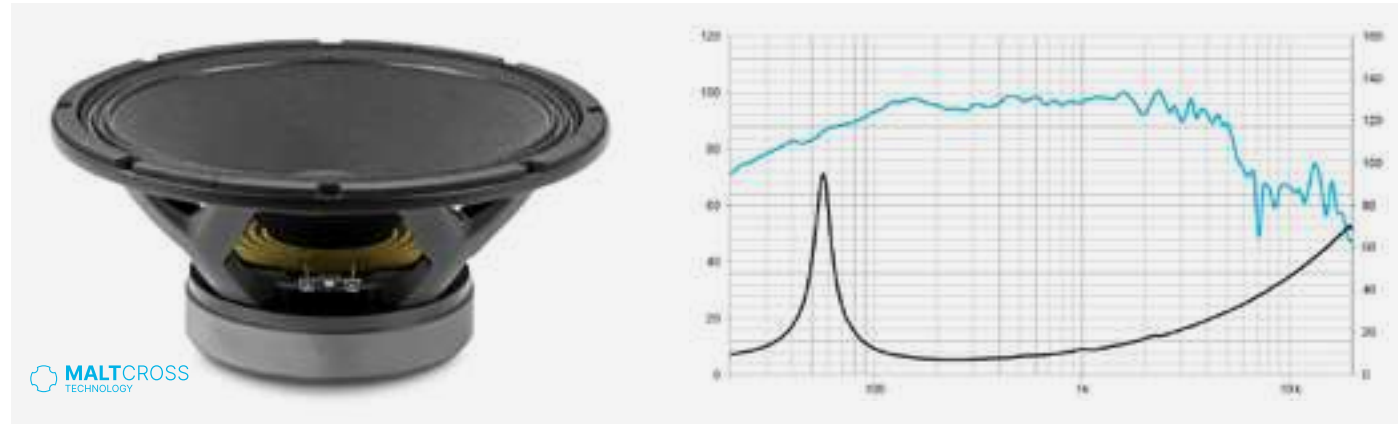


TECHNICAL SPECIFICATIONS	
Nominal impedance (Ohm)	8
Power capacity (W AES)	500
Nominal diameter (in)	12
Minimum impedance (Ohm)	7,3
Sensitivity (dB)	98
Frequency range (Hz)	65-5000
Program power (W)	1000
Recommended enclosure volume (l)	
Voice coil diameter (in)	2,5
BL factor (N/A)	17,6
Moving mass (kg)	0,059
Winding length (mm)	19,5
Air gap height (mm)	9,5
Xdamage pp (mm)	40,7

PARAMETERS THIELE & SMALL	
Fs (Hz)	57
Re (Ohm)	5,6
Qms	7,8
Qes	0,38
Qts	0,36
Vas (l)	57
Cms (µm/N)	132
Rms (kg/s)	2,7
Efficiency %	2,6
Sd (m²)	0,055
Xmax (mm)	8
Vd (cm³)	440
Le @1 kHz (mH)	1,1



12MC500

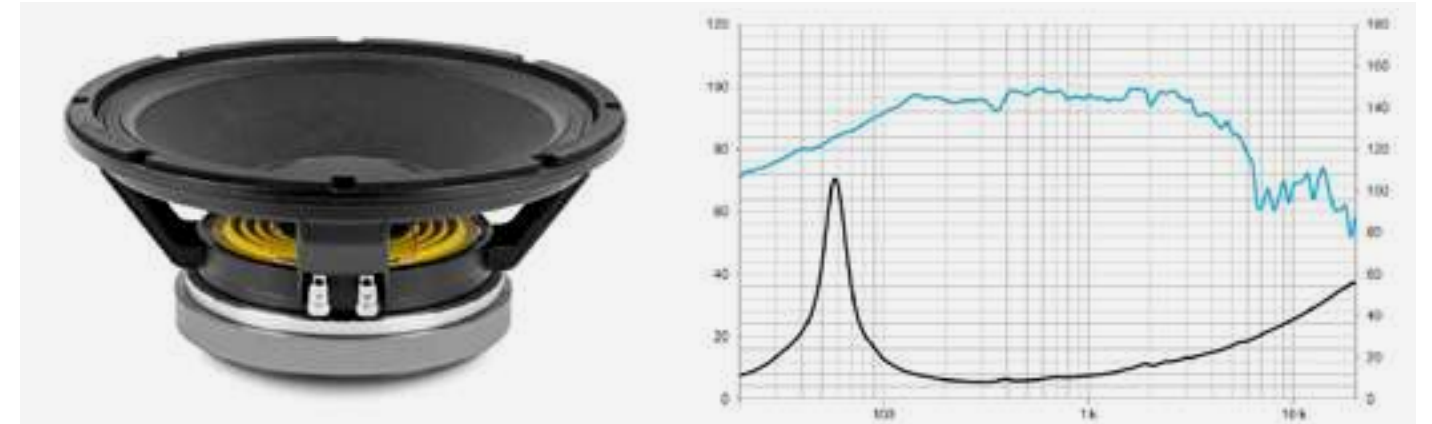


TECHNICAL SPECIFICATIONS	
Nominal impedance (Ohm)	8
Power capacity (W AES)	500
Nominal diameter (in)	12
Minimum impedance (Ohm)	7,3
Sensitivity (dB)	98
Frequency range (Hz)	65-5000
Program power (W)	1000
Recommended enclosure volume (l)	30/100
Voice coil diameter (in)	2,5
BL factor (N/A)	18,3
Moving mass (kg)	0,059
Winding length (mm)	19,5
Air gap height (mm)	9,5
Xdamage pp (mm)	40,7

PARAMETERS THIELE & SMALL	
Fs (Hz)	57
Re (Ohm)	5,6
Qms	7,8
Qes	0,35
Qts	0,34
Vas (l)	57
Cms (µm/N)	132
Rms (kg/s)	2,7
Efficiency %	2,8
Sd (m²)	0,055
Xmax (mm)	8
Vd (cm³)	440
Le @1 kHz (mH)	0,7

CONSTRUCTION DETAILS	
Depth	141 mm 5.55 in
Net weight (Kg)	5,86
Total weight (kg)	6,5
Magnet	Ferr

12MI100

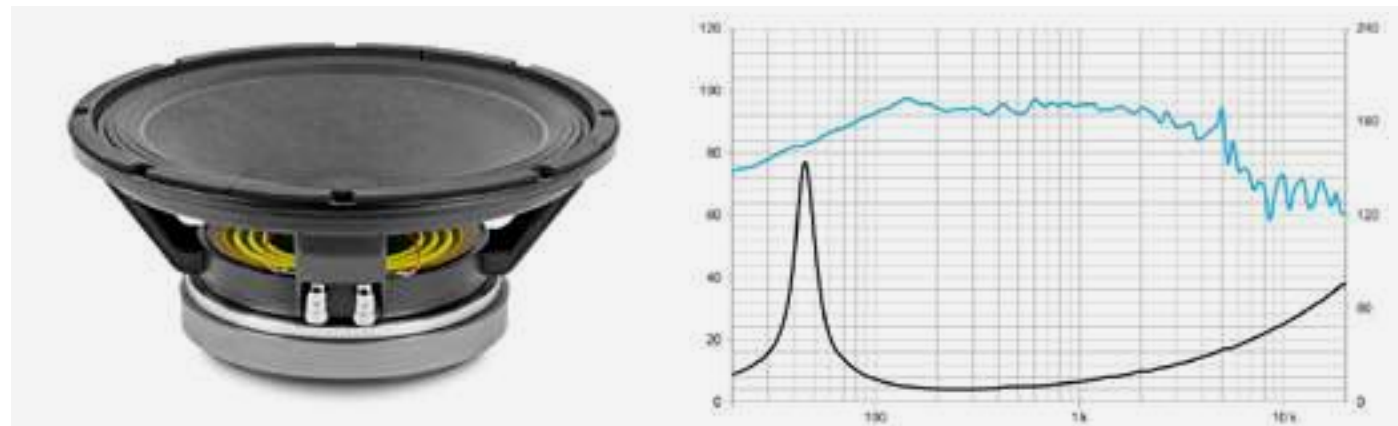


TECHNICAL SPECIFICATIONS	
Nominal impedance (Ohm)	8
Power capacity (W AES)	450
Nominal diameter (in)	12
Minimum impedance (Ohm)	8
Sensitivity (dB)	100
Frequency range (Hz)	60-4000
Program power (W)	900
Recommended enclosure volume (l)	
Voice coil diameter (in)	3
BL factor (N/A)	21,6
Moving mass (kg)	0,047
Winding length (mm)	13,5
Air gap height (mm)	10
Xdamage pp (mm)	24

PARAMETERS THIELE & SMALL	
Fs (Hz)	58
Re (Ohm)	6,3
Qms	5,5
Qes	0,23
Qts	0,22
Vas (l)	64
Cms (µm/N)	163
Rms (kg/s)	3,3
Efficiency %	5,1
Sd (m²)	0,053
Xmax (mm)	3
Vd (cm³)	159
Le @1 kHz (mH)	1

CONSTRUCTION DETAILS	
Depth	135 mm 5.4 in
Net weight (Kg)	7,2
Total weight (kg)	8
Magnet	Ferr

12G40

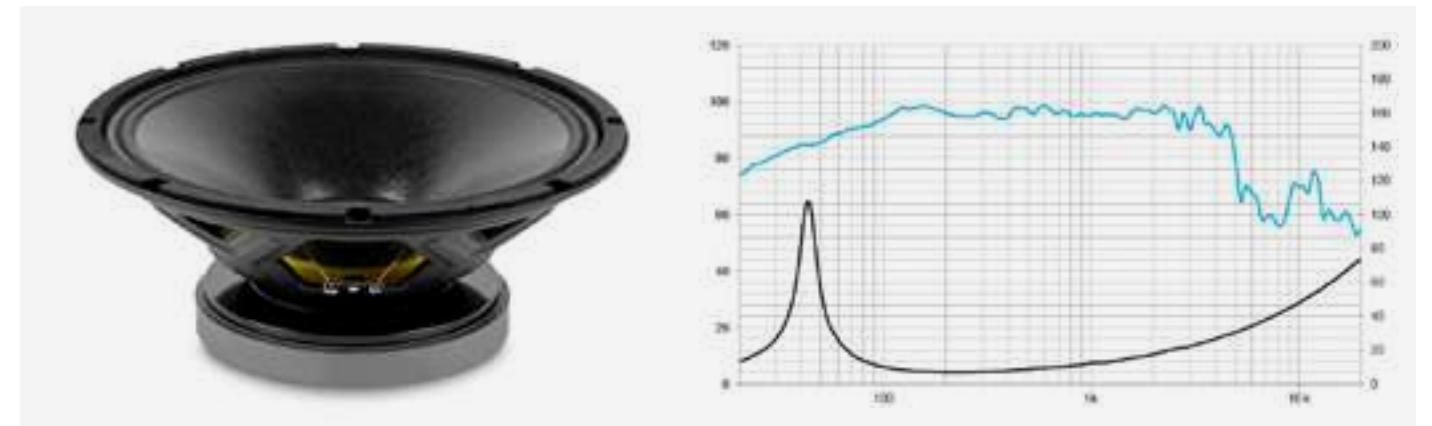


TECHNICAL SPECIFICATIONS	
Nominal impedance (Ohm)	8
Power capacity (W AES)	500
Nominal diameter (in)	12
Minimum impedance (Ohm)	6,7
Sensitivity (dB)	97
Frequency range (Hz)	45-4000
Program power (W)	1000
Recommended enclosure volume (l)	20/70
Voice coil diameter (in)	3
BL factor (N/A)	18,4
Moving mass (kg)	0,062
Winding length (mm)	17,5
Air gap height (mm)	8
Xdamage pp (mm)	28

PARAMETERS THIELE & SMALL	
Fs (Hz)	44
Re (Ohm)	6
Qms	11,6
Qes	0,3
Qts	0,3
Vas (l)	81
Cms (µm/N)	206
Rms (kg/s)	1,5
Efficiency %	2,3
Sd (m²)	0,053
Xmax (mm)	7
Vd (cm³)	371
Le @1 kHz (mH)	2,1

CONSTRUCTION DETAILS	
Depth	133 mm 5.2 in
Net weight (Kg)	7,1
Total weight (kg)	7,8
Magnet	Ferr

12WRS400

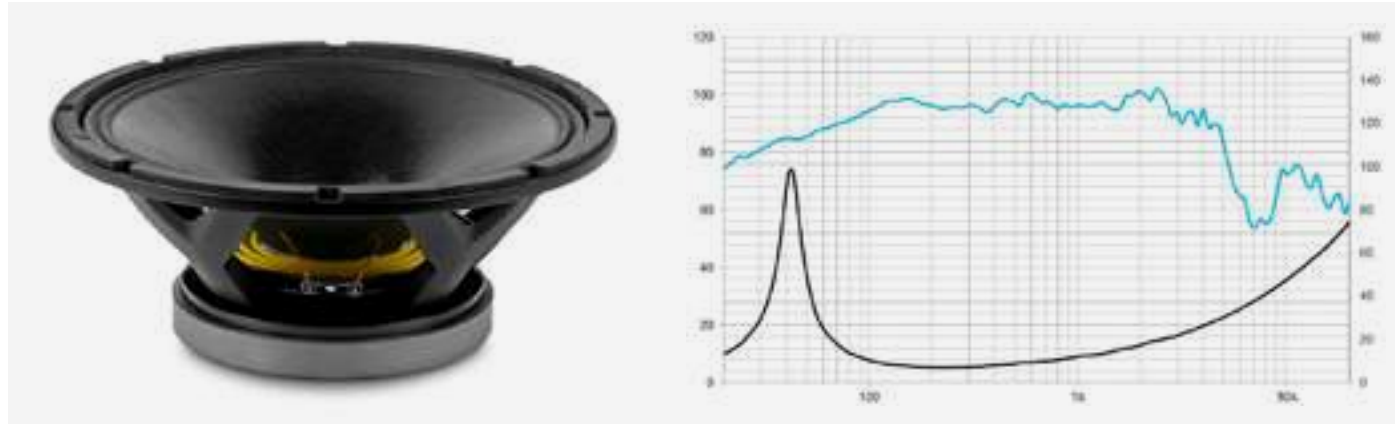


TECHNICAL SPECIFICATIONS	
Nominal impedance (Ohm)	8
Power capacity (W AES)	400
Nominal diameter (in)	12
Minimum impedance (Ohm)	7
Sensitivity (dB)	97
Frequency range (Hz)	45-5000
Program power (W)	800
Recommended enclosure volume (l)	30/100
Voice coil diameter (in)	3
BL factor (N/A)	17,4
Moving mass (kg)	0,063
Winding length (mm)	16
Air gap height (mm)	8
Xdamage pp (mm)	30

PARAMETERS THIELE & SMALL	
Fs (Hz)	42
Re (Ohm)	5,6
Qms	7,7
Qes	0,31
Qts	0,29
Vas (l)	91
Cms (µm/N)	228
Rms (kg/s)	2,2
Efficiency %	2,1
Sd (m²)	0,053
Xmax (mm)	6,3
Vd (cm³)	334
Le @1 kHz (mH)	1,3

CONSTRUCTION DETAILS	
Depth	132 mm 5.20 in
Net weight (Kg)	5,5
Total weight (kg)	6
Magnet	Ferr

12WR400

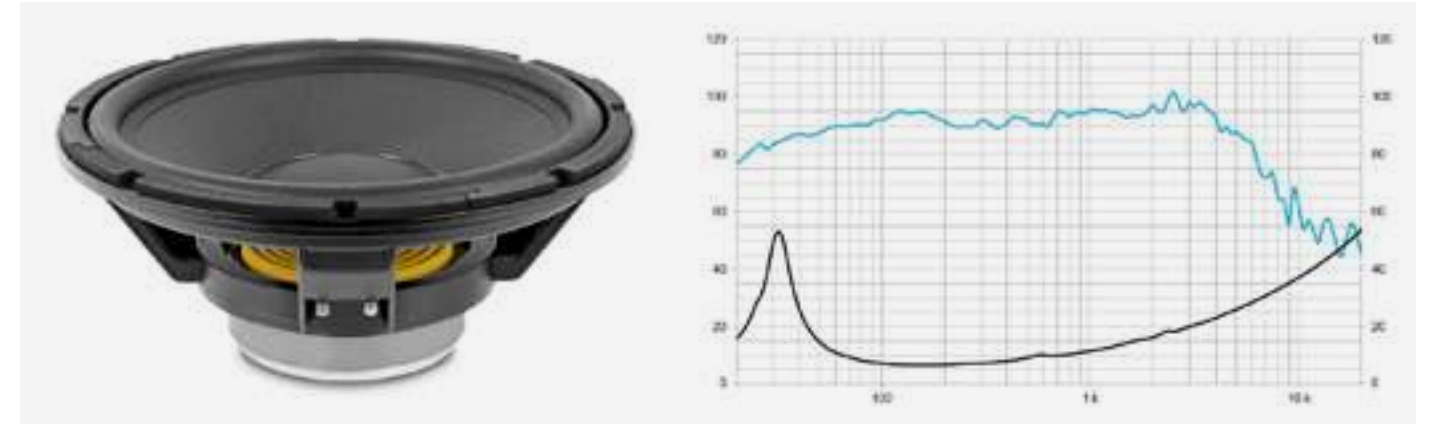


TECHNICAL SPECIFICATIONS	
Nominal impedance (Ohm)	8
Power capacity (W AES)	400
Nominal diameter (in)	12
Minimum impedance (Ohm)	6,5
Sensitivity (dB)	97
Frequency range (Hz)	45-5000
Program power (W)	800
Recommended enclosure volume (l)	30/100
Voice coil diameter (in)	3
BL factor (N/A)	
Moving mass (kg)	0,063
Winding length (mm)	16
Air gap height (mm)	8
Xdamage pp (mm)	30

PARAMETERS THIELE & SMALL	
Fs (Hz)	42
Re (Ohm)	5,6
Qms	5,6
Qes	0,28
Qts	0,27
Vas (l)	91
Cms (µm/N)	228
Rms (kg/s)	3
Efficiency %	2,2
Sd (m²)	0,053
Xmax (mm)	6,3
Vd (cm³)	334
Le @1 kHz (mH)	1

CONSTRUCTION DETAILS	
Depth	131 mm 5.2 in
Net weight (Kg)	5,5
Total weight (kg)	6
Magnet	Ferr

12BR70

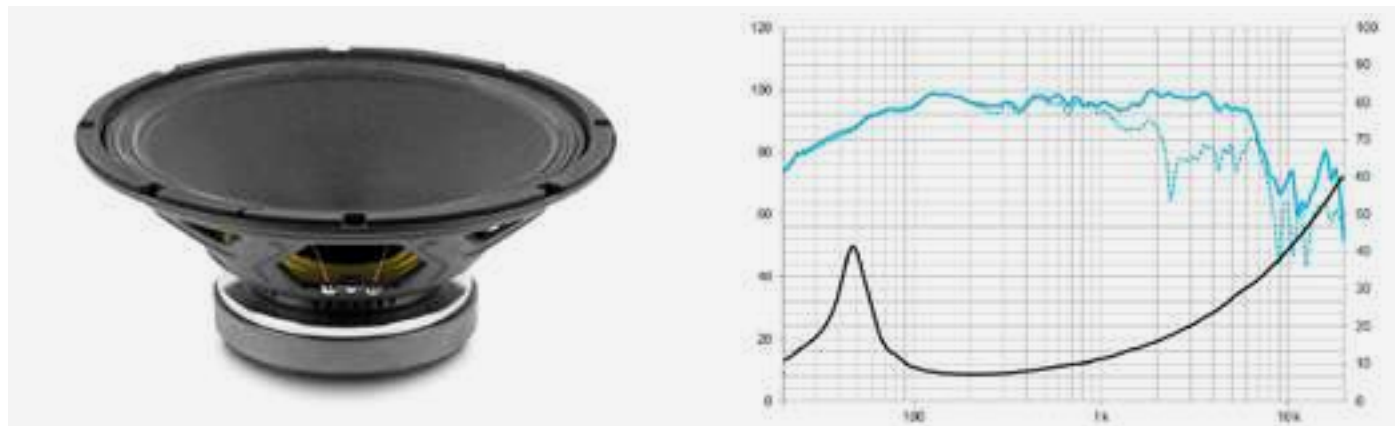


TECHNICAL SPECIFICATIONS	
Nominal impedance (Ohm)	8
Power capacity (W AES)	125
Nominal diameter (in)	12
Minimum impedance (Ohm)	6,6
Sensitivity (dB)	93
Frequency range (Hz)	35-4000
Program power (W)	250
Recommended enclosure volume (l)	50/120
Voice coil diameter (in)	2
BL factor (N/A)	12,1
Moving mass (kg)	0,074
Winding length (mm)	19
Air gap height (mm)	7
Xdamage pp (mm)	26

PARAMETERS THIELE & SMALL	
Fs (Hz)	31
Re (Ohm)	5,6
Qms	4,44
Qes	0,56
Qts	0,5
Vas (l)	142
Cms (µm/N)	345
Rms (kg/s)	3,3
Efficiency %	0,8
Sd (m²)	0,054
Xmax (mm)	8
Vd (cm³)	340
Le @1 kHz (mH)	0,8

CONSTRUCTION DETAILS	
Depth	
Net weight (Kg)	3,6
Total weight (kg)	4,3
Magnet	Ferr

12CMV2

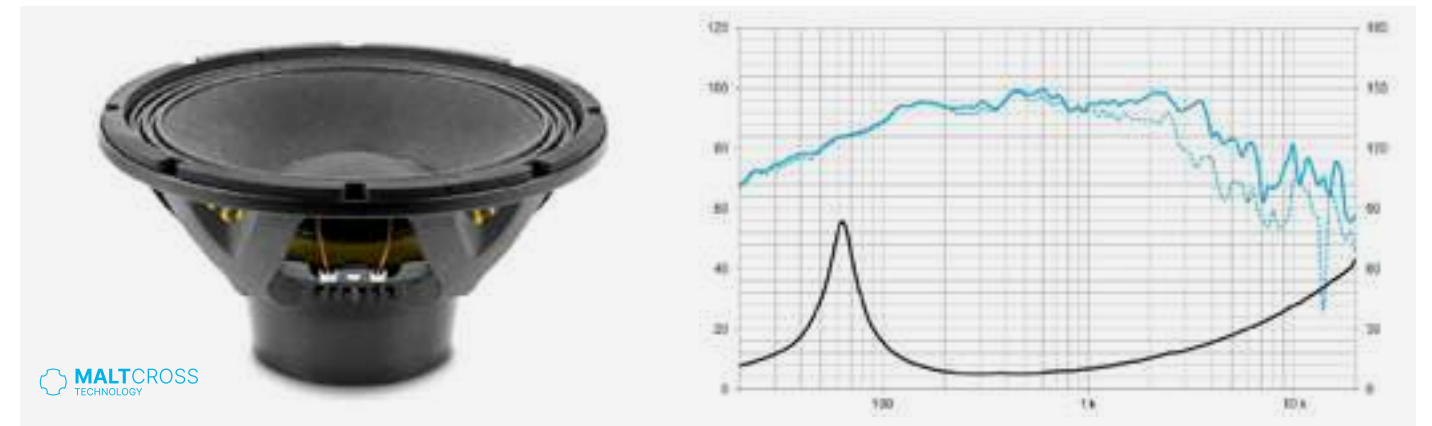


TECHNICAL SPECIFICATIONS	
Nominal impedance (Ohm)	8
Power capacity (W AES)	320
Nominal diameter (in)	12
Minimum impedance (Ohm)	7,2
Sensitivity (dB)	96
Frequency range (Hz)	50-6000
Program power (W)	640
Recommended enclosure volume (l)	50
Voice coil diameter (in)	2,5
BL factor (N/A)	13,7
Moving mass (kg)	0,054
Winding length (mm)	17
Air gap height (mm)	7
Xdamage pp (mm)	29

PARAMETERS THIELE & SMALL	
Fs (Hz)	49
Re (Ohm)	6
Qms	3,9
Qes	0,54
Qts	0,47
Vas (l)	76
Cms (µm/N)	193
Rms (kg/s)	4,2
Efficiency %	1,7
Sd (m²)	0,053
Xmax (mm)	7
Vd (cm³)	371
Le @1 kHz (mH)	1

CONSTRUCTION DETAILS	
Depth	130 mm 5.12 in
Net weight (Kg)	4,6
Total weight (kg)	5,3
Magnet	Ferr

10MC700ND

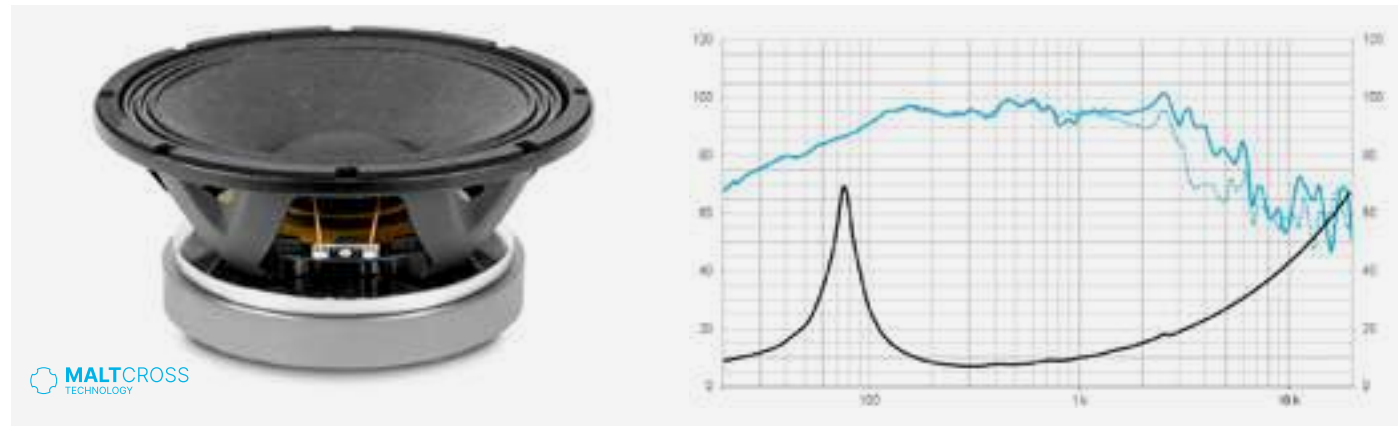


TECHNICAL SPECIFICATIONS	
Nominal impedance (Ohm)	8
Power capacity (W AES)	700
Nominal diameter (in)	10
Minimum impedance (Ohm)	7,5
Sensitivity (dB)	97
Frequency range (Hz)	65-4000
Program power (W)	1400
Recommended enclosure volume (l)	14
Voice coil diameter (in)	3
BL factor (N/A)	21,8
Moving mass (kg)	0,054
Winding length (mm)	18
Air gap height (mm)	10
Xdamage pp (mm)	48

PARAMETERS THIELE & SMALL	
Fs (Hz)	63
Re (Ohm)	5,2
Qms	3,8
Qes	0,24
Qts	0,22
Vas (l)	20
Cms (µm/N)	115
Rms (kg/s)	5,6
Efficiency %	2,1
Sd (m²)	0,035
Xmax (mm)	7
Vd (cm³)	245
Le @1 kHz (mH)	1

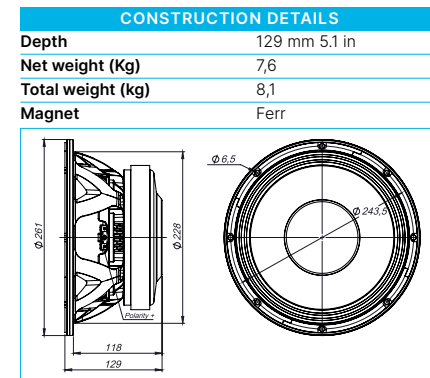
CONSTRUCTION DETAILS	
Depth	126 mm 5 in
Net weight (Kg)	3,6
Total weight (kg)	4,1
Magnet	Nd

10MCB700

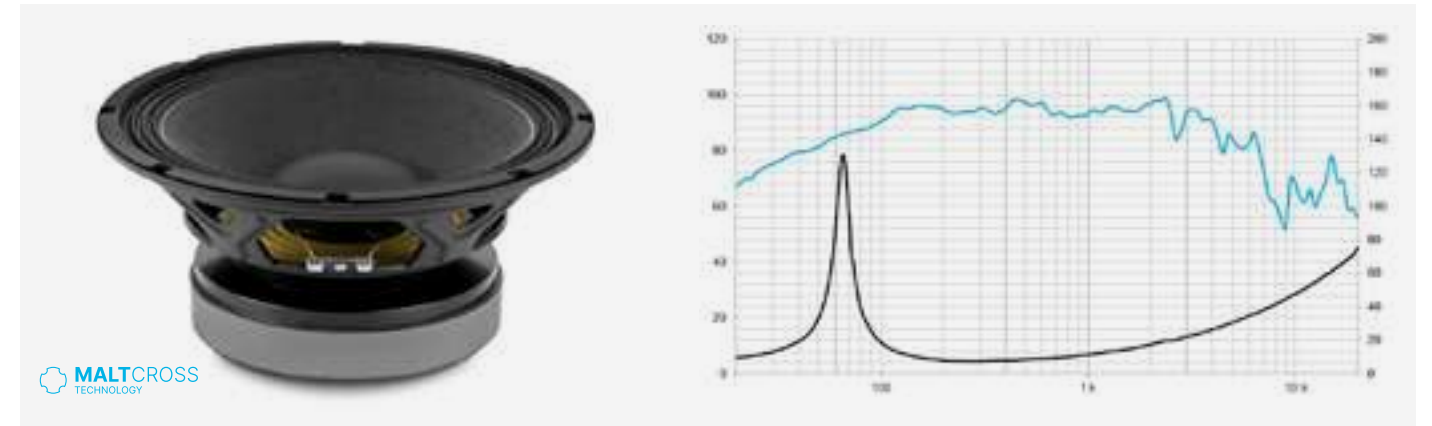


TECHNICAL SPECIFICATIONS	
Nominal impedance (Ohm)	8
Power capacity (W AES)	700
Nominal diameter (in)	10
Minimum impedance (Ohm)	7,1
Sensitivity (dB)	96
Frequency range (Hz)	80-4000
Program power (W)	1400
Recommended enclosure volume (l)	14
Voice coil diameter (in)	3
BL factor (N/A)	20,1
Moving mass (kg)	0,055
Winding length (mm)	18
Air gap height (mm)	9,5
Xdamage pp (mm)	45

PARAMETERS THIELE & SMALL	
Fs (Hz)	75
Re (Ohm)	5,3
Qms	4,9
Qes	0,35
Qts	0,33
Vas (l)	13,2
Cms (µm/N)	76
Rms (kg/s)	5,5
Efficiency %	1,7
Sd (m²)	0,035
Xmax (mm)	7
Vd (cm³)	245
Le @1 kHz (mH)	0,9

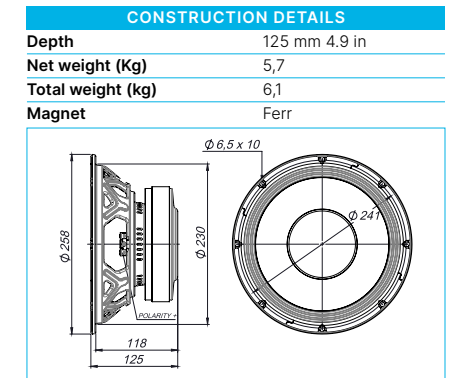


10MCS500

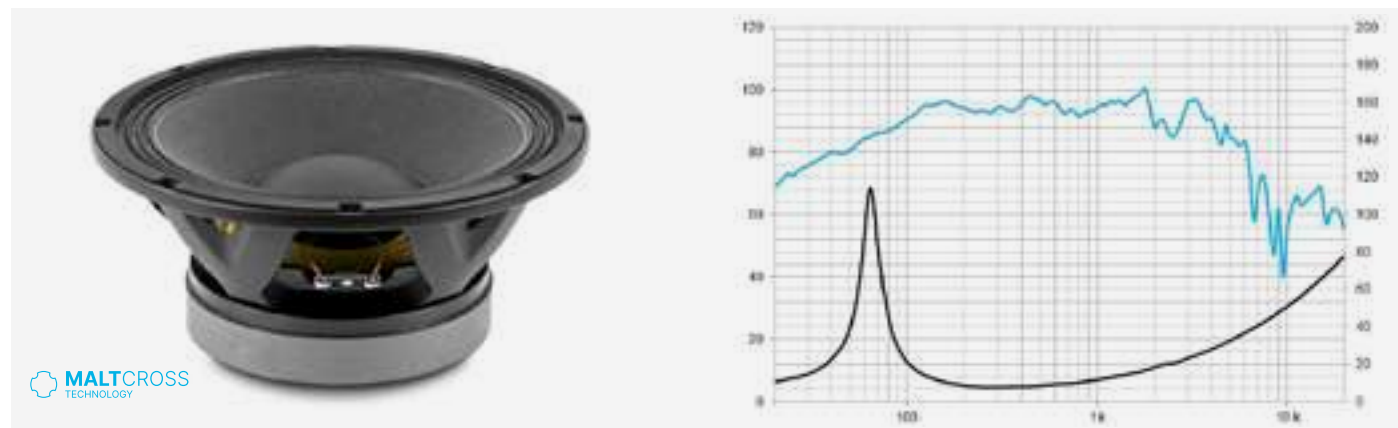


TECHNICAL SPECIFICATIONS	
Nominal impedance (Ohm)	8
Power capacity (W AES)	500
Nominal diameter (in)	10
Minimum impedance (Ohm)	7,2
Sensitivity (dB)	96,5
Frequency range (Hz)	70-5000
Program power (W)	1000
Recommended enclosure volume (l)	
Voice coil diameter (in)	2,5
BL factor (N/A)	17,6
Moving mass (kg)	0,044
Winding length (mm)	19,5
Air gap height (mm)	9,5
Xdamage pp (mm)	40,7

PARAMETERS THIELE & SMALL	
Fs (Hz)	65
Re (Ohm)	5,6
Qms	10,1
Qes	0,33
Qts	0,31
Vas (l)	24
Cms (µm/N)	136
Rms (kg/s)	1,8
Efficiency %	1,9
Sd (m²)	0,035
Xmax (mm)	8
Vd (cm³)	280
Le @1 kHz (mH)	1,1

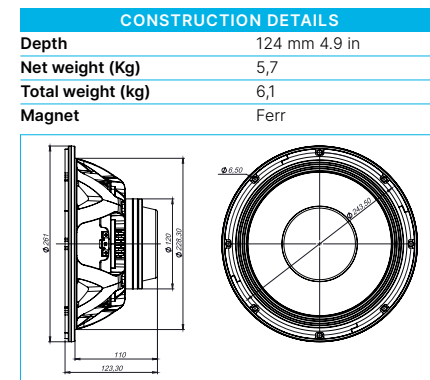


10MC500

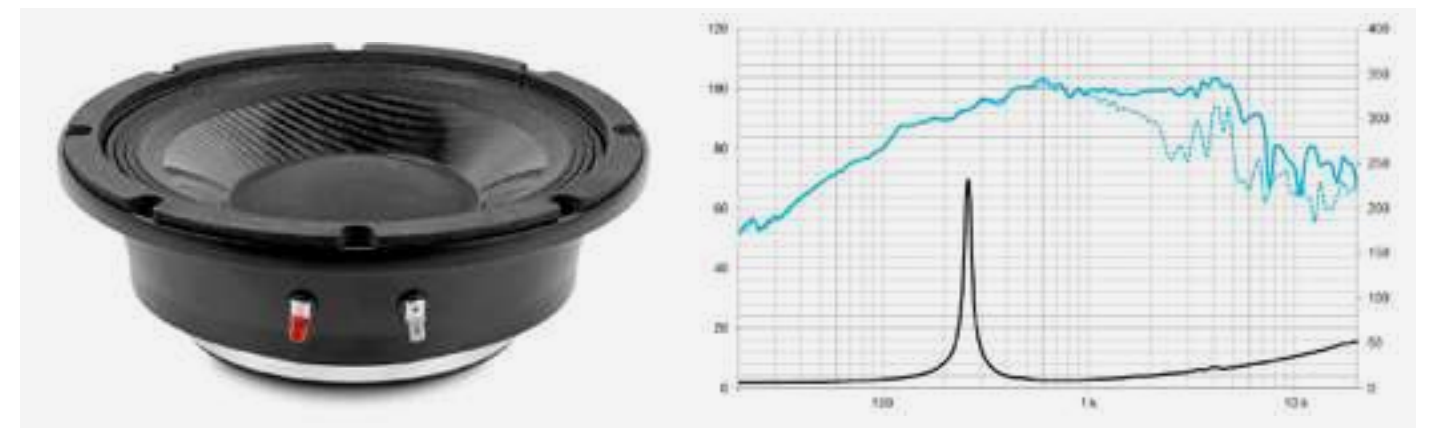


TECHNICAL SPECIFICATIONS	
Nominal impedance (Ohm)	8
Power capacity (W AES)	500
Nominal diameter (in)	10
Minimum impedance (Ohm)	7,1
Sensitivity (dB)	97
Frequency range (Hz)	70-5000
Program power (W)	1000
Recommended enclosure volume (l)	
Voice coil diameter (in)	2,5
BL factor (N/A)	18,3
Moving mass (kg)	0,044
Winding length (mm)	19,5
Air gap height (mm)	9,5
Xdamage pp (mm)	40,7

PARAMETERS THIELE & SMALL	
Fs (Hz)	65
Re (Ohm)	5,6
Qms	7,5
Qes	0,3
Qts	0,29
Vas (l)	24
Cms (µm/N)	136
Rms (kg/s)	2,4
Efficiency %	2,1
Sd (m²)	0,035
Xmax (mm)	8
Vd (cm³)	280
Le @1 kHz (mH)	1

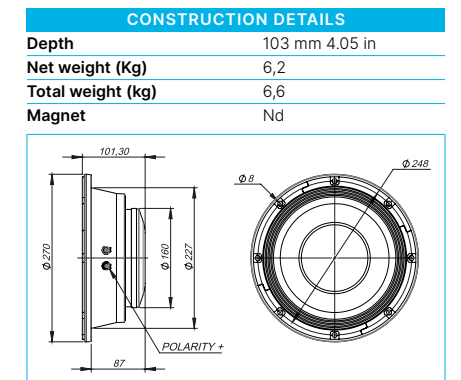


10MCF400ND

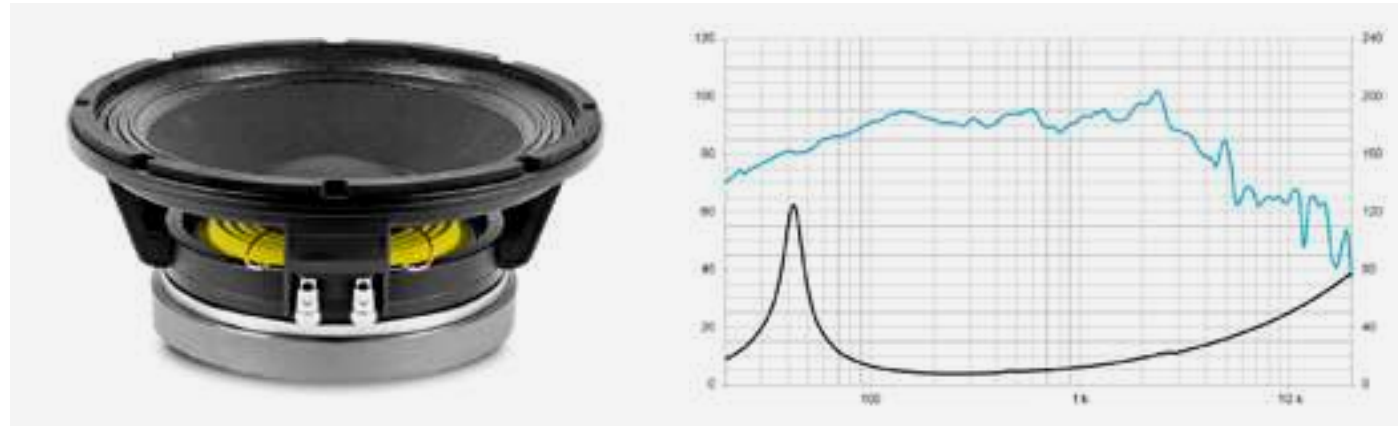


TECHNICAL SPECIFICATIONS	
Nominal impedance (Ohm)	8
Power capacity (W AES)	400
Nominal diameter (in)	10
Minimum impedance (Ohm)	8,5
Sensitivity (dB)	102
Frequency range (Hz)	300-5000
Program power (W)	800
Recommended enclosure volume (l)	
Voice coil diameter (in)	4
BL factor (N/A)	28,8
Moving mass (kg)	0,04
Winding length (mm)	11,5
Air gap height (mm)	10
Xdamage pp (mm)	-

PARAMETERS THIELE & SMALL	
Fs (Hz)	260
Re (Ohm)	5,8
Qms	22
Qes	0,45
Qts	0,44
Vas (l)	2
Cms (µm/N)	10
Rms (kg/s)	3
Efficiency %	7,2
Sd (m²)	0,038
Xmax (mm)	3,5
Vd (cm³)	133
Le @1 kHz (mH)	0,5



10G40

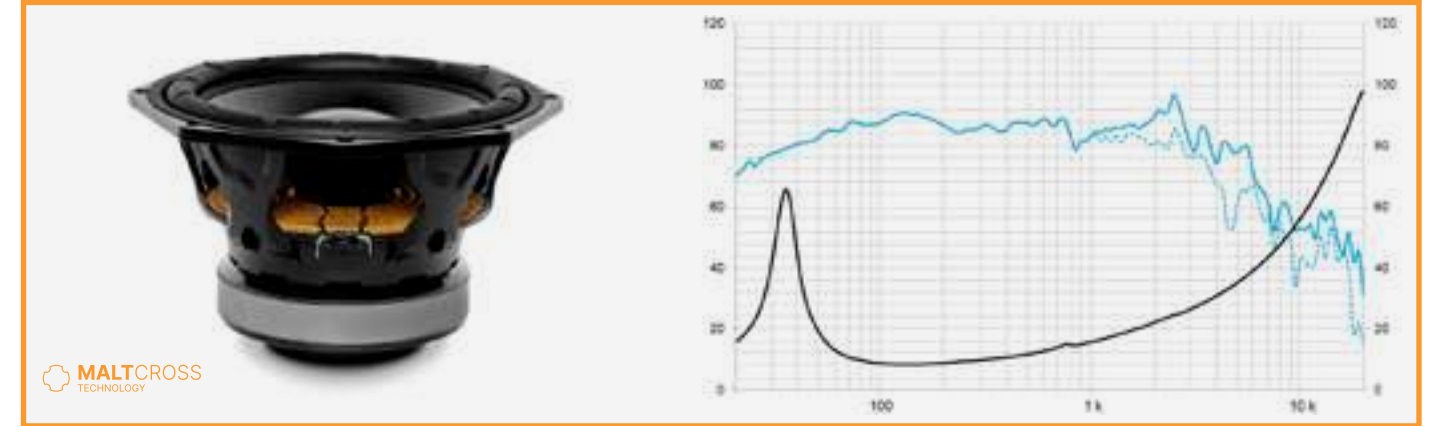


TECHNICAL SPECIFICATIONS	
Nominal impedance (Ohm)	8
Power capacity (W AES)	400
Nominal diameter (in)	10
Minimum impedance (Ohm)	6,6
Sensitivity (dB)	95
Frequency range (Hz)	45-4000
Program power (W)	800
Recommended enclosure volume (l)	20/70
Voice coil diameter (in)	3
BL factor (N/A)	17
Moving mass (kg)	0,052
Winding length (mm)	17,5
Air gap height (mm)	7
Xdamage pp (mm)	28

PARAMETERS THIELE & SMALL	
Fs (Hz)	45
Re (Ohm)	6,2
Qms	7,1
Qes	0,32
Qts	0,3
Vas (l)	49
Cms (µm/N)	241
Rms (kg/s)	2,1
Efficiency %	1,4
Sd (m²)	0,038
Xmax (mm)	7
Vd (cm³)	266
Le @1 kHz (mH)	0,6

CONSTRUCTION DETAILS	
Depth	118 mm 4.65 in
Net weight (Kg)	5,7
Total weight (kg)	6,1
Magnet	Ferr

10NMFS

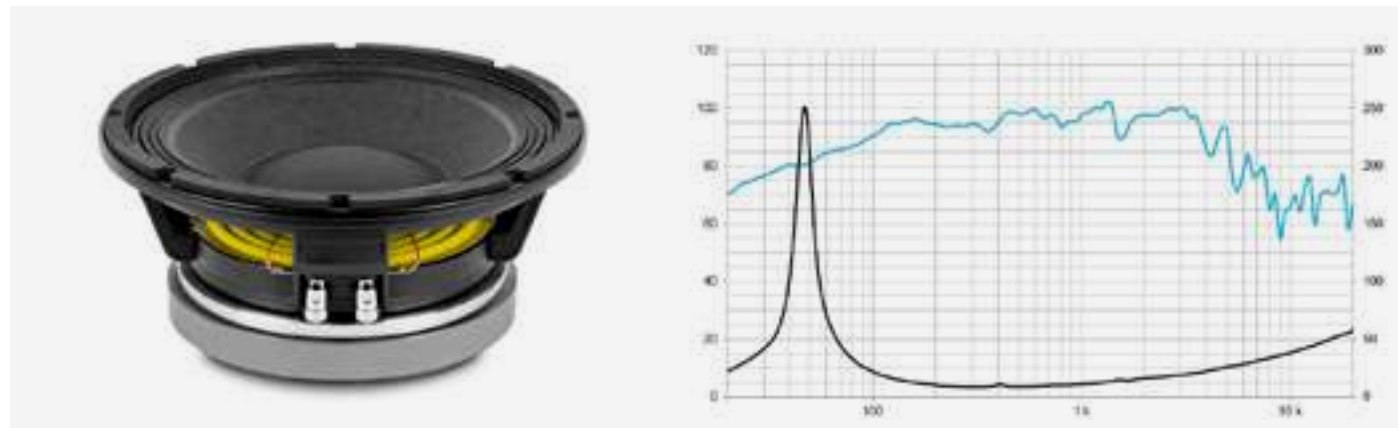


TECHNICAL SPECIFICATIONS	
Nominal impedance (Ohm)	8
Power capacity (W AES)	350
Nominal diameter (in)	10
Minimum impedance (Ohm)	8,4
Sensitivity (dB)	90
Frequency range (Hz)	30-2000
Program power (W)	700
Recommended enclosure volume (l)	
Voice coil diameter (in)	2,5
BL factor (N/A)	16
Moving mass (kg)	0,089
Winding length (mm)	32
Air gap height (mm)	7
Xdamage pp (mm)	50

PARAMETERS THIELE & SMALL	
Fs (Hz)	35
Re (Ohm)	5,9
Qms	5,9
Qes	0,45
Qts	0,42
Vas (l)	45
Cms (µm/N)	233
Rms (kg/s)	3,3
Efficiency %	0,42
Sd (m²)	0,037
Xmax (mm)	14,5
Vd (cm³)	536
Le @1 kHz (mH)	1,49

CONSTRUCTION DETAILS	
Depth	
Net weight (Kg)	6,5
Total weight (kg)	7,2
Magnet	Ferr

10MI100

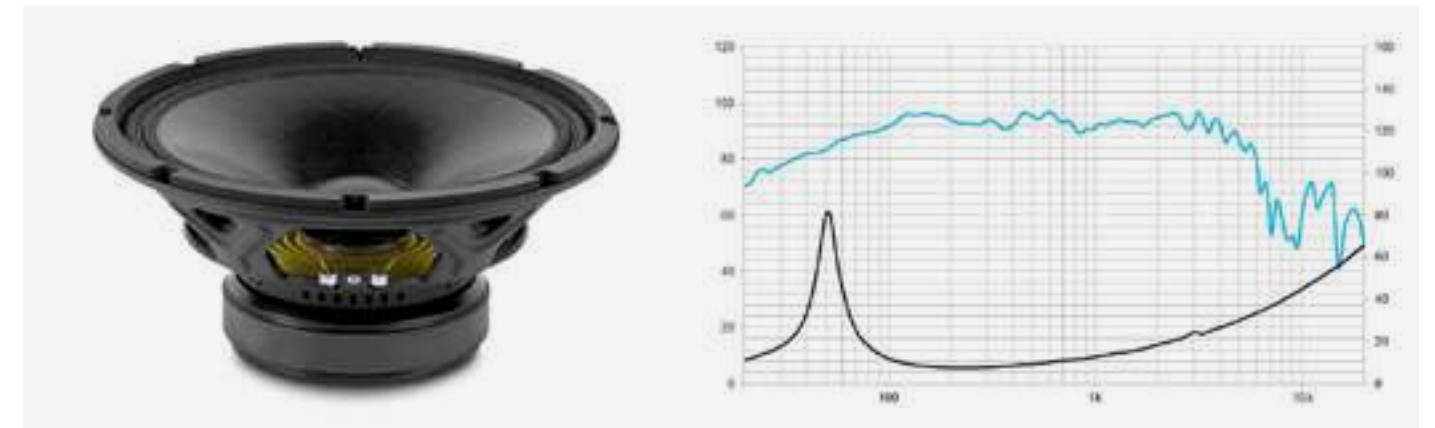


TECHNICAL SPECIFICATIONS	
Nominal impedance (Ohm)	8
Power capacity (W AES)	350
Nominal diameter (in)	10
Minimum impedance (Ohm)	6,6
Sensitivity (dB)	98
Frequency range (Hz)	70-4000
Program power (W)	700
Recommended enclosure volume (l)	
Voice coil diameter (in)	3
BL factor (N/A)	18,7
Moving mass (kg)	0,038
Winding length (mm)	13,5
Air gap height (mm)	10
Xdamage pp (mm)	24

PARAMETERS THIELE & SMALL	
Fs (Hz)	50
Re (Ohm)	6,3
Qms	6,6
Qes	0,22
Qts	0,21
Vas (l)	54
Cms (µm/N)	266
Rms (kg/s)	1,8
Efficiency %	3
Sd (m²)	0,038
Xmax (mm)	4,5
Vd (cm³)	170
Le @1 kHz (mH)	0,9

CONSTRUCTION DETAILS	
Depth	122 mm 4.8 in
Net weight (Kg)	7,1
Total weight (kg)	7,5
Magnet	Ferr

10WRS300

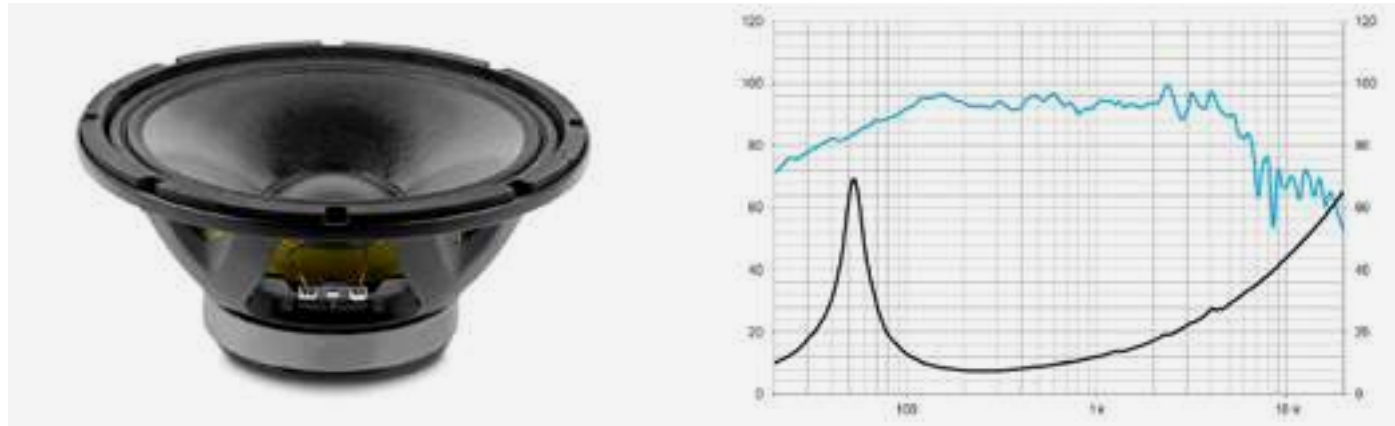


TECHNICAL SPECIFICATIONS	
Nominal impedance (Ohm)	8
Power capacity (W AES)	300
Nominal diameter (in)	10
Minimum impedance (Ohm)	7,5
Sensitivity (dB)	95
Frequency range (Hz)	55-5000
Program power (W)	600
Recommended enclosure volume (l)	15/50
Voice coil diameter (in)	2
BL factor (N/A)	13,9
Moving mass (kg)	0,039
Winding length (mm)	15
Air gap height (mm)	8
Xdamage pp (mm)	30

PARAMETERS THIELE & SMALL	
Fs (Hz)	52
Re (Ohm)	6,1
Qms	5,5
Qes	0,4
Qts	0,38
Vas (l)	42
Cms (µm/N)	242
Rms (kg/s)	2,3
Efficiency %	1,4
Sd (m²)	0,035
Xmax (mm)	6
Vd (cm³)	210
Le @1 kHz (mH)	1

CONSTRUCTION DETAILS	
Depth	117 mm 4.6 in
Net weight (Kg)	3,5
Total weight (kg)	3,9
Magnet	Ferr

10WR300

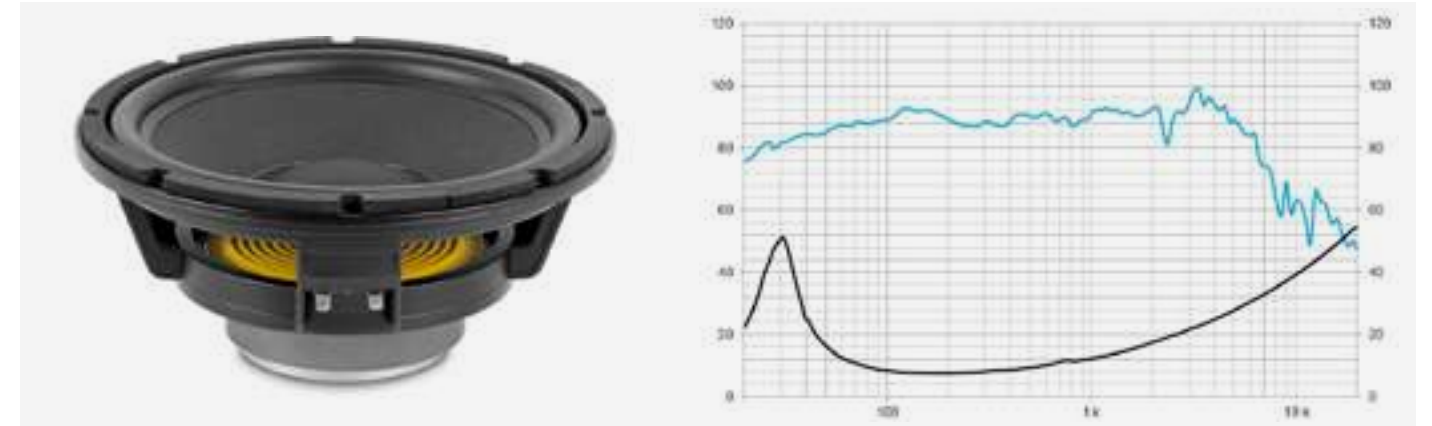


TECHNICAL SPECIFICATIONS	
Nominal impedance (Ohm)	8
Power capacity (W AES)	300
Nominal diameter (in)	10
Minimum impedance (Ohm)	6,5
Sensitivity (dB)	95
Frequency range (Hz)	55-5000
Program power (W)	600
Recommended enclosure volume (l)	15/50
Voice coil diameter (in)	2
BL factor (N/A)	14,2
Moving mass (kg)	0,039
Winding length (mm)	15
Air gap height (mm)	8
Xdamage pp (mm)	30

PARAMETERS THIELE & SMALL	
Fs (Hz)	52
Re (Ohm)	6,1
Qms	3,9
Qes	0,39
Qts	0,35
Vas (l)	42
Cms (µm/N)	240
Rms (kg/s)	3,3
Efficiency %	1,5
Sd (m²)	0,035
Xmax (mm)	6
Vd (cm³)	210
Le @1 kHz (mH)	1

CONSTRUCTION DETAILS	
Depth	117 mm 4.6 in
Net weight (Kg)	3,5
Total weight (kg)	3,9
Magnet	Ferr

10BR60/V2

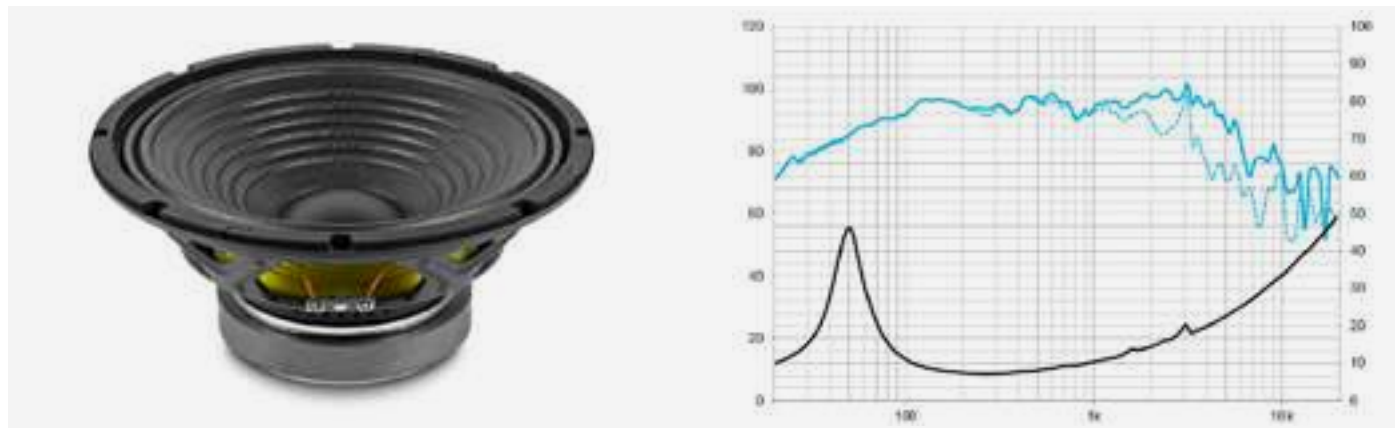


TECHNICAL SPECIFICATIONS	
Nominal impedance (Ohm)	8
Power capacity (W AES)	100
Nominal diameter (in)	10
Minimum impedance (Ohm)	7,5
Sensitivity (dB)	92
Frequency range (Hz)	30-5000
Program power (W)	200
Recommended enclosure volume (l)	30/100
Voice coil diameter (in)	2
BL factor (N/A)	10,9
Moving mass (kg)	0,044
Winding length (mm)	16
Air gap height (mm)	7
Xdamage pp (mm)	316

PARAMETERS THIELE & SMALL	
Fs (Hz)	29
Re (Ohm)	6,5
Qms	3,3
Qes	0,44
Qts	0,39
Vas (l)	142
Cms (µm/N)	693
Rms (kg/s)	2,4
Efficiency %	0,75
Sd (m²)	0,038
Xmax (mm)	6,5
Vd (cm³)	247
Le @1 kHz (mH)	1,14

CONSTRUCTION DETAILS	
Depth	
Net weight (Kg)	2,9
Total weight (kg)	3,3
Magnet	Ferr

10CMV2

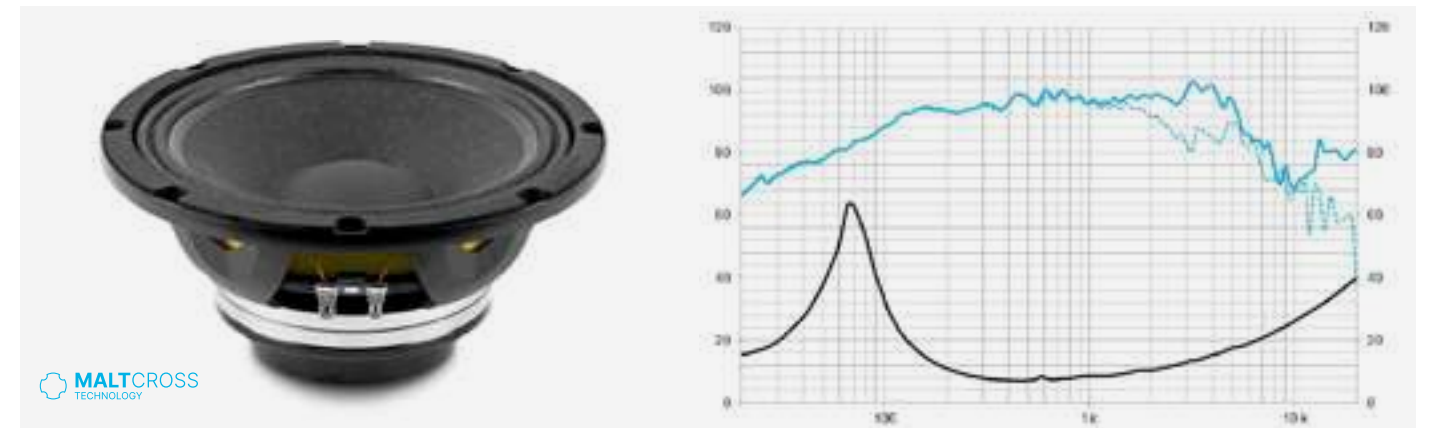


TECHNICAL SPECIFICATIONS	
Nominal impedance (Ohm)	8
Power capacity (W AES)	250
Nominal diameter (in)	10
Minimum impedance (Ohm)	7,2
Sensitivity (dB)	95
Frequency range (Hz)	60-5000
Program power (W)	500
Recommended enclosure volume (l)	30
Voice coil diameter (in)	1,5
BL factor (N/A)	13,4
Moving mass (kg)	0,042
Winding length (mm)	16
Air gap height (mm)	7
Xdamage pp (mm)	30

PARAMETERS THIELE & SMALL	
Fs (Hz)	52
Re (Ohm)	5,9
Qms	3,8
Qes	0,47
Qts	0,42
Vas (l)	44
Cms (µm/N)	216
Rms (kg/s)	3,7
Efficiency %	1,3
Sd (m²)	0,038
Xmax (mm)	6,5
Vd (cm³)	247
Le @1 kHz (mH)	0,8

CONSTRUCTION DETAILS	
Depth	115 mm 4.52 in
Net weight (Kg)	3,1
Total weight (kg)	3,5
Magnet	Ferr

8MC500ND

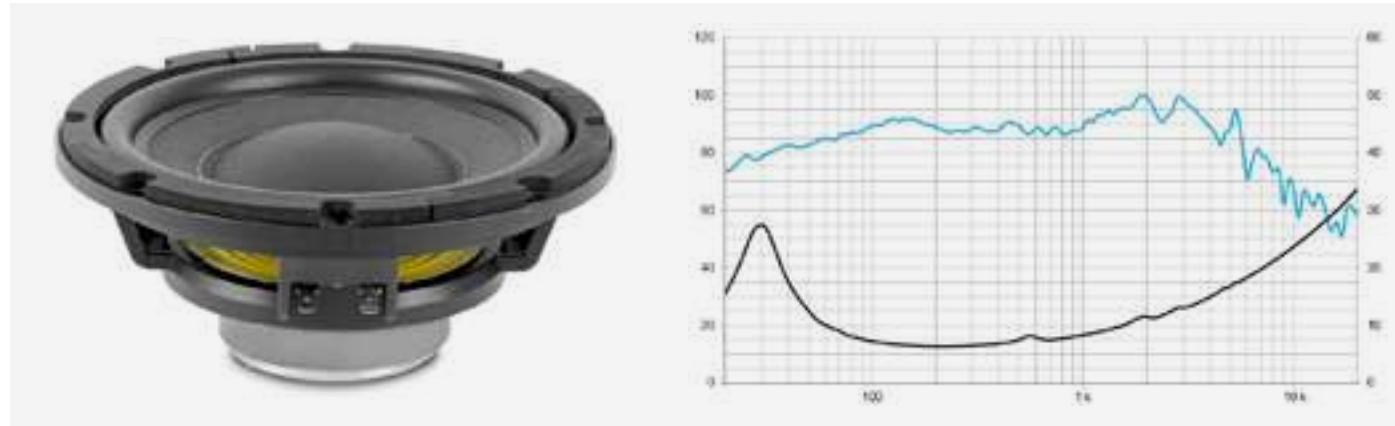


TECHNICAL SPECIFICATIONS	
Nominal impedance (Ohm)	8
Power capacity (W AES)	500
Nominal diameter (in)	8
Minimum impedance (Ohm)	7,1
Sensitivity (dB)	98
Frequency range (Hz)	80-6000
Program power (W)	1000
Recommended enclosure volume (l)	12
Voice coil diameter (in)	2,5
BL factor (N/A)	16,7
Moving mass (kg)	0,023
Winding length (mm)	14
Air gap height (mm)	8
Xdamage pp (mm)	42

PARAMETERS THIELE & SMALL	
Fs (Hz)	69
Re (Ohm)	5,3
Qms	2,6
Qes	0,19
Qts	0,18
Vas (l)	15,9
Cms (µm/N)	231
Rms (kg/s)	3,8
Efficiency %	2,6
Sd (m²)	0,022
Xmax (mm)	5
Vd (cm³)	110
Le @1 kHz (mH)	0,5

CONSTRUCTION DETAILS	
Depth	100 mm 3.9 in
Net weight (Kg)	2,8
Total weight (kg)	3,1
Magnet	Nd

8BR40/N

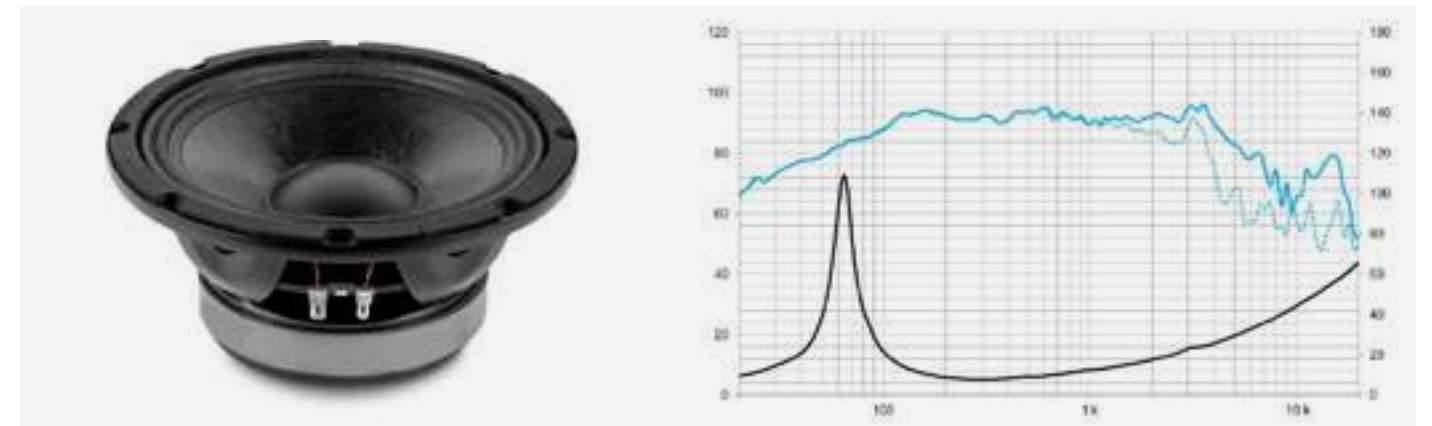


TECHNICAL SPECIFICATIONS	
Nominal impedance (Ohm)	8
Power capacity (W AES)	50
Nominal diameter (in)	8
Minimum impedance (Ohm)	6,4
Sensitivity (dB)	91
Frequency range (Hz)	30-6000
Program power (W)	100
Recommended enclosure volume (l)	20/60
Voice coil diameter (in)	1
BL factor (N/A)	6,8
Moving mass (kg)	0,021
Winding length (mm)	16
Air gap height (mm)	6
Xdamage pp (mm)	20

PARAMETERS THIELE & SMALL	
Fs (Hz)	30
Re (Ohm)	5,5
Qms	2,1
Qes	0,48
Qts	0,39
Vas (l)	89,1
Cms (µm/N)	1300
Rms (kg/s)	2
Efficiency %	0,5
Sd (m²)	0,022
Xmax (mm)	6,7
Vd (cm³)	147
Le @1 kHz (mH)	0,5

CONSTRUCTION DETAILS	
Depth	
Net weight (Kg)	1,35
Total weight (kg)	1,5
Magnet	Ferr

8WR300

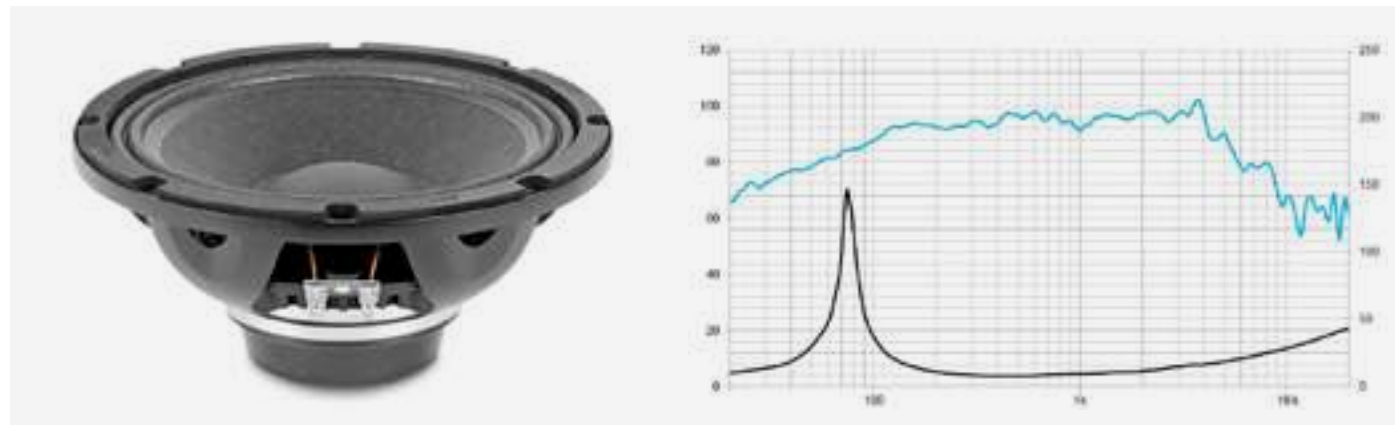


TECHNICAL SPECIFICATIONS	
Nominal impedance (Ohm)	8
Power capacity (W AES)	300
Nominal diameter (in)	8
Minimum impedance (Ohm)	7,8
Sensitivity (dB)	95
Frequency range (Hz)	65-4000
Program power (W)	600
Recommended enclosure volume (l)	12
Voice coil diameter (in)	2
BL factor (N/A)	15,5
Moving mass (kg)	0,028
Winding length (mm)	15
Air gap height (mm)	8
Xdamage pp (mm)	32

PARAMETERS THIELE & SMALL	
Fs (Hz)	65
Re (Ohm)	6
Qms	5,4
Qes	0,29
Qts	0,27
Vas (l)	15
Cms (µm/N)	215
Rms (kg/s)	2,1
Efficiency %	1,4
Sd (m²)	0,022
Xmax (mm)	6
Vd (cm³)	132
Le @1 kHz (mH)	0,9

CONSTRUCTION DETAILS	
Depth	95 mm 3.74 in
Net weight (Kg)	3,3
Total weight (kg)	3,6
Magnet	Ferr

8MC300ND

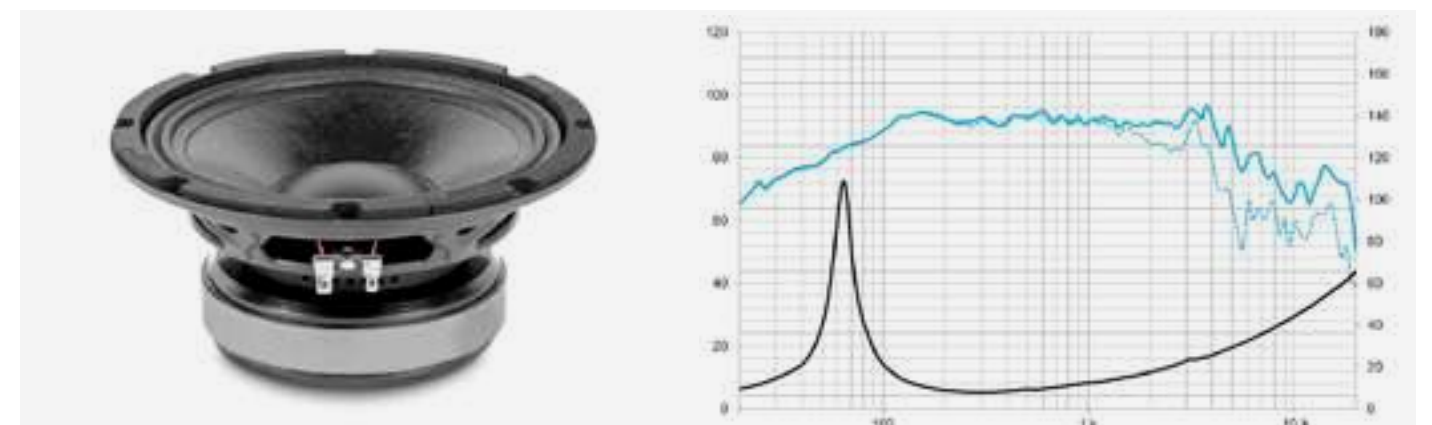


TECHNICAL SPECIFICATIONS	
Nominal impedance (Ohm)	8
Power capacity (W AES)	300
Nominal diameter (in)	8
Minimum impedance (Ohm)	7,5
Sensitivity (dB)	96
Frequency range (Hz)	80-4000
Program power (W)	600
Recommended enclosure volume (l)	
Voice coil diameter (in)	2
BL factor (N/A)	16
Moving mass (kg)	0,025
Winding length (mm)	15
Air gap height (mm)	7
Xdamage pp (mm)	35

PARAMETERS THIELE & SMALL	
Fs (Hz)	76
Re (Ohm)	6,2
Qms	6,2
Qes	0,29
Qts	0,28
Vas (l)	11,6
Cms (µm/N)	171
Rms (kg/s)	2
Efficiency %	1,7
Sd (m²)	0,022
Xmax (mm)	6
Vd (cm³)	132
Le @1 kHz (mH)	0,5

CONSTRUCTION DETAILS	
Depth	96 mm 3.78 in
Net weight (Kg)	1,9
Total weight (kg)	2,2
Magnet	Nd

8WRS300

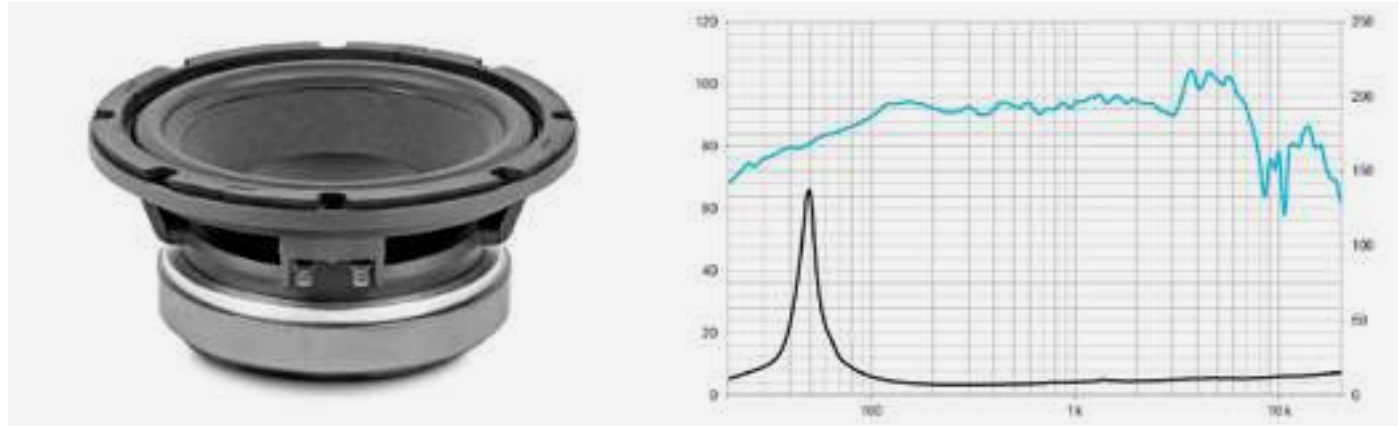


TECHNICAL SPECIFICATIONS	
Nominal impedance (Ohm)	8
Power capacity (W AES)	300
Nominal diameter (in)	8
Minimum impedance (Ohm)	7,6
Sensitivity (dB)	95
Frequency range (Hz)	65-4000
Program power (W)	600
Recommended enclosure volume (l)	12
Voice coil diameter (in)	2
BL factor (N/A)	15,2
Moving mass (kg)	0,028
Winding length (mm)	15
Air gap height (mm)	8
Xdamage pp (mm)	32

PARAMETERS THIELE & SMALL	
Fs (Hz)	65
Re (Ohm)	6
Qms	5,4
Qes	0,3
Qts	0,28
Vas (l)	15
Cms (µm/N)	214
Rms (kg/s)	2,1
Efficiency %	1,3
Sd (m²)	0,022
Xmax (mm)	6
Vd (cm³)	132
Le @1 kHz (mH)	0,9

CONSTRUCTION DETAILS	
Depth	95 mm 3.74 in
Net weight (Kg)	3,25
Total weight (kg)	3,55
Magnet	Ferr

8P300FE/N

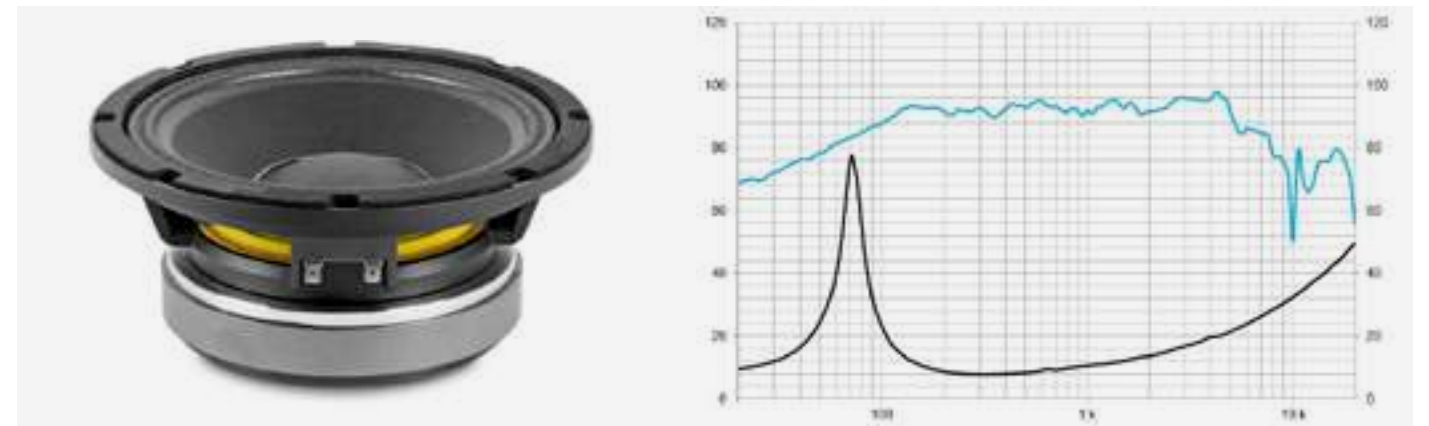


TECHNICAL SPECIFICATIONS	
Nominal impedance (Ohm)	8
Power capacity (W AES)	300
Nominal diameter (in)	8
Minimum impedance (Ohm)	6,7
Sensitivity (dB)	94
Frequency range (Hz)	55-8000
Program power (W)	600
Recommended enclosure volume (l)	10/30
Voice coil diameter (in)	2,5
BL factor (N/A)	11,6
Moving mass (kg)	0,025
Winding length (mm)	15
Air gap height (mm)	7
Xdamage pp (mm)	24

PARAMETERS THIELE & SMALL	
Fs (Hz)	53
Re (Ohm)	5,2
Qms	14,3
Qes	0,32
Qts	0,31
Vas (l)	24,8
Cms (µm/N)	362
Rms (kg/s)	0,58
Efficiency %	1,1
Sd (m²)	0,022
Xmax (mm)	6
Vd (cm³)	132
Le @1 kHz (mH)	0,4

CONSTRUCTION DETAILS	
Depth	97 mm 3.8 in
Net weight (Kg)	4
Total weight (kg)	4,25
Magnet	Ferr

8G40

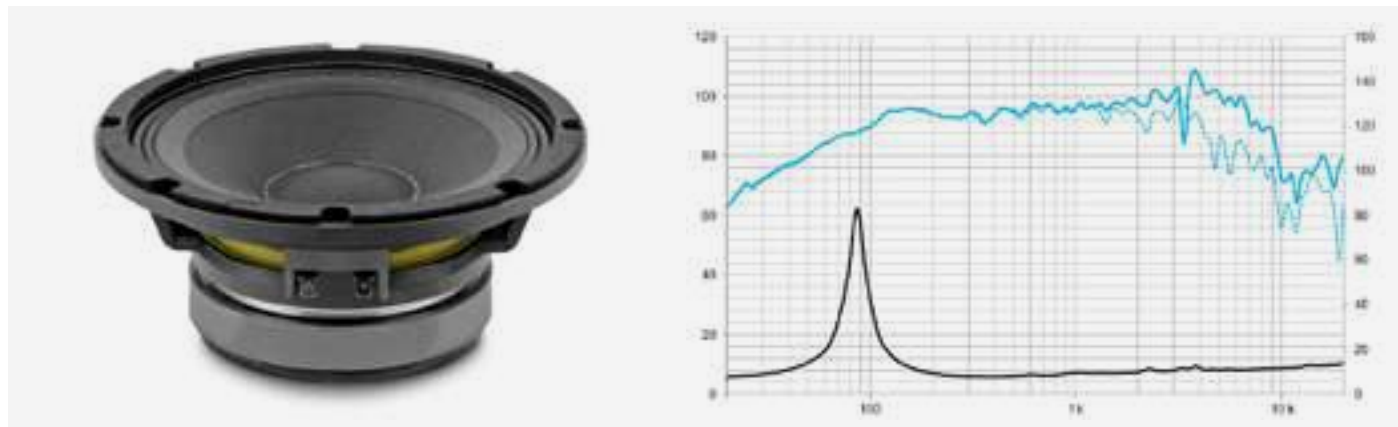


TECHNICAL SPECIFICATIONS	
Nominal impedance (Ohm)	8
Power capacity (W AES)	250
Nominal diameter (in)	8
Minimum impedance (Ohm)	7,3
Sensitivity (dB)	95
Frequency range (Hz)	70-6000
Program power (W)	500
Recommended enclosure volume (l)	10/30
Voice coil diameter (in)	2,5
BL factor (N/A)	12,2
Moving mass (kg)	0,021
Winding length (mm)	16
Air gap height (mm)	7
Xdamage pp (mm)	23

PARAMETERS THIELE & SMALL	
Fs (Hz)	70
Re (Ohm)	6,1
Qms	6,8
Qes	0,38
Qts	0,36
Vas (l)	17
Cms (µm/N)	248
Rms (kg/s)	1,4
Efficiency %	1,5
Sd (m²)	0,022
Xmax (mm)	6,5
Vd (cm³)	143
Le @1 kHz (mH)	1,3

CONSTRUCTION DETAILS	
Depth	96 mm 3.8 in
Net weight (Kg)	3,3
Total weight (kg)	3,5
Magnet	Ferr

8MI100

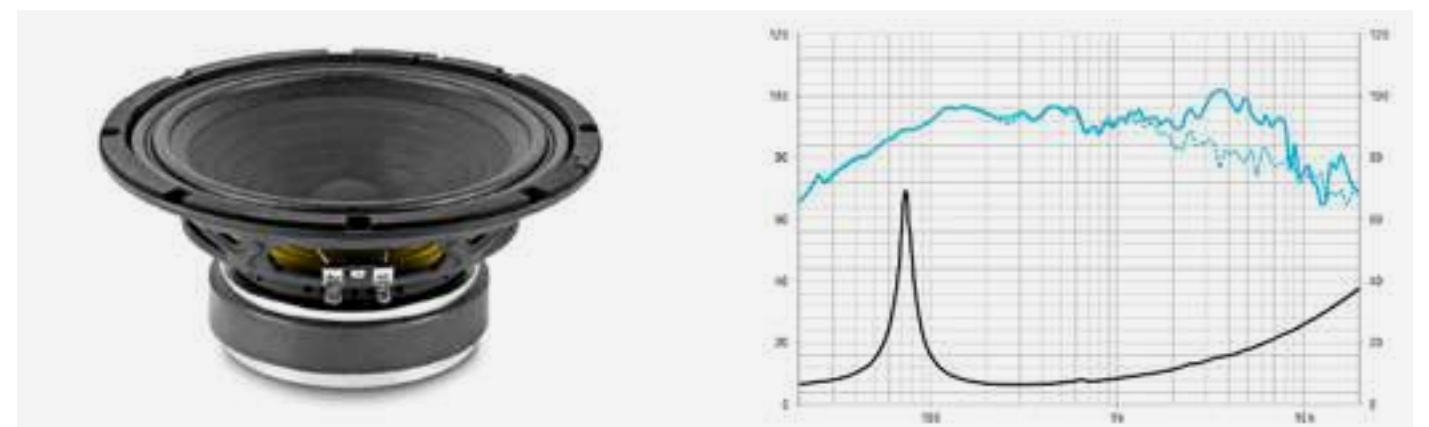


TECHNICAL SPECIFICATIONS	
Nominal impedance (Ohm)	8
Power capacity (W AES)	250
Nominal diameter (in)	8
Minimum impedance (Ohm)	7,6
Sensitivity (dB)	96
Frequency range (Hz)	100-7000
Program power (W)	500
Recommended enclosure volume (l)	
Voice coil diameter (in)	2
BL factor (N/A)	11,5
Moving mass (kg)	0,019
Winding length (mm)	9
Air gap height (mm)	7
Xdamage pp (mm)	

PARAMETERS THIELE & SMALL	
Fs (Hz)	90
Re (Ohm)	6
Qms	7,5
Qes	0,48
Qts	0,45
Vas (l)	12
Cms (µm/N)	175
Rms (kg/s)	1,4
Efficiency %	1,6
Sd (m²)	0,022
Xmax (mm)	3
Vd (cm³)	66
Le @1 kHz (mH)	0,2

CONSTRUCTION DETAILS	
Depth	94 mm 3.7 in
Net weight (Kg)	3,1
Total weight (kg)	3,25
Magnet	Ferr

8CMV2

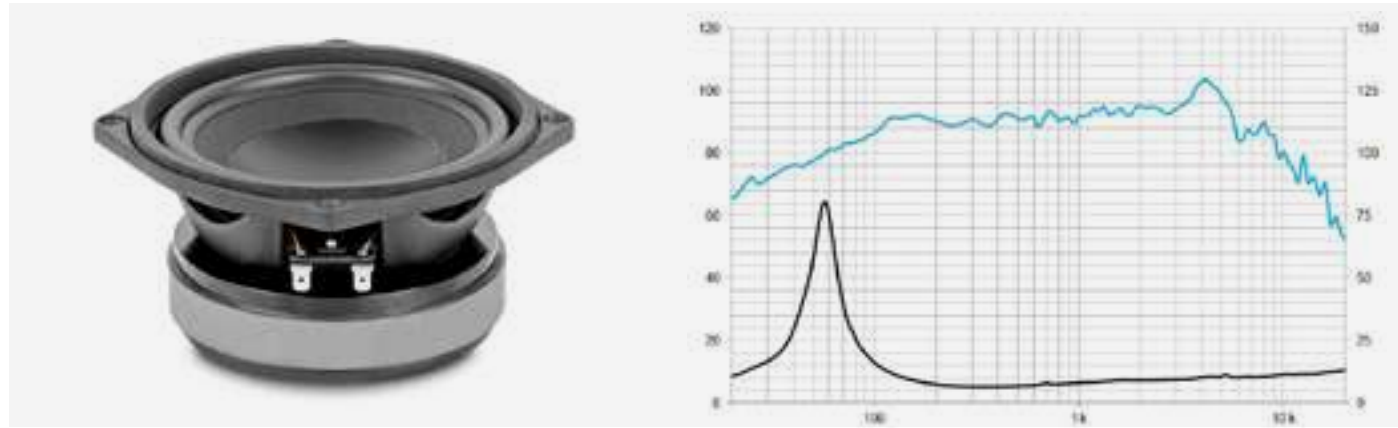


TECHNICAL SPECIFICATIONS	
Nominal impedance (Ohm)	8
Power capacity (W AES)	250
Nominal diameter (in)	8
Minimum impedance (Ohm)	6,4
Sensitivity (dB)	94
Frequency range (Hz)	80-8000
Program power (W)	500
Recommended enclosure volume (l)	20
Voice coil diameter (in)	1,5
BL factor (N/A)	9,6
Moving mass (kg)	0,021
Winding length (mm)	14
Air gap height (mm)	6
Xdamage pp (mm)	29

PARAMETERS THIELE & SMALL	
Fs (Hz)	75
Re (Ohm)	5,1
Qms	7,7
Qes	0,55
Qts	0,52
Vas (l)	14,6
Cms (µm/N)	213
Rms (kg/s)	1,3
Efficiency %	1,1
Sd (m²)	0,022
Xmax (mm)	5,7
Vd (cm³)	125
Le @1 kHz (mH)	0,6

CONSTRUCTION DETAILS	
Depth	92 mm 3.6 in
Net weight (Kg)	2,4
Total weight (kg)	2,6
Magnet	Ferr

6P200FE

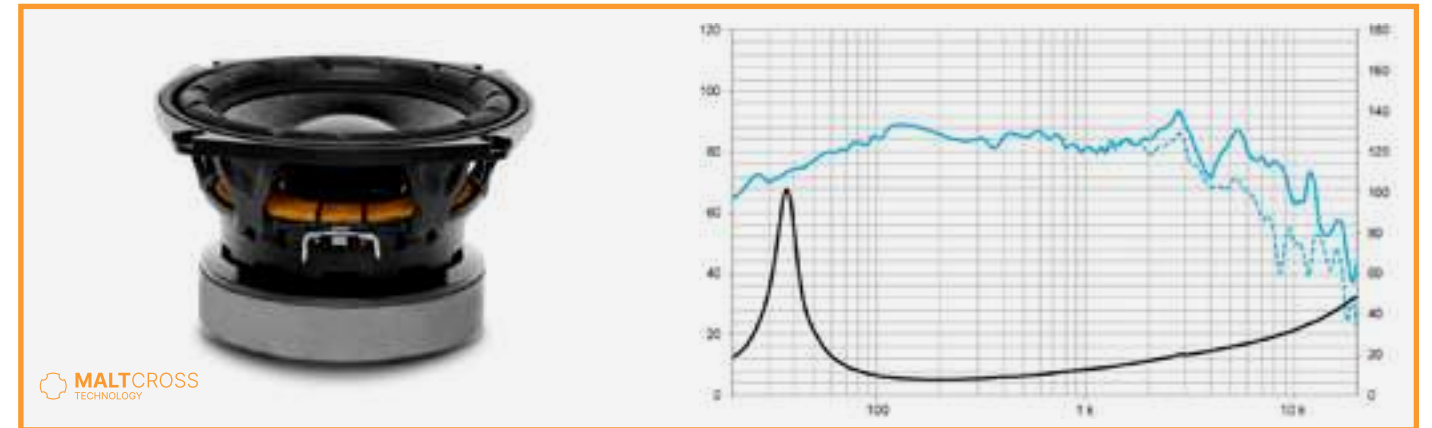


TECHNICAL SPECIFICATIONS	
Nominal impedance (Ohm)	8
Power capacity (W AES)	200
Nominal diameter (in)	6,5
Minimum impedance (Ohm)	5,9
Sensitivity (dB)	93
Frequency range (Hz)	60-9000
Program power (W)	400
Recommended enclosure volume (l)	9
Voice coil diameter (in)	2
BL factor (N/A)	10,5
Moving mass (kg)	0,017
Winding length (mm)	14
Air gap height (mm)	9
Xdamage pp (mm)	20

PARAMETERS THIELE & SMALL	
Fs (Hz)	58
Re (Ohm)	4,9
Qms	4,6
Qes	0,27
Qts	0,26
Vas (l)	11,1
Cms (µm/N)	429
Rms (kg/s)	1,4
Efficiency %	0,75
Sd (m²)	0,0135
Xmax (mm)	5
Vd (cm³)	68
Le @1 kHz (mH)	0,3

CONSTRUCTION DETAILS	
Depth	87,5 mm 3.45 in
Net weight (Kg)	3,1
Total weight (kg)	3,5
Magnet	Ferr

6NMFW

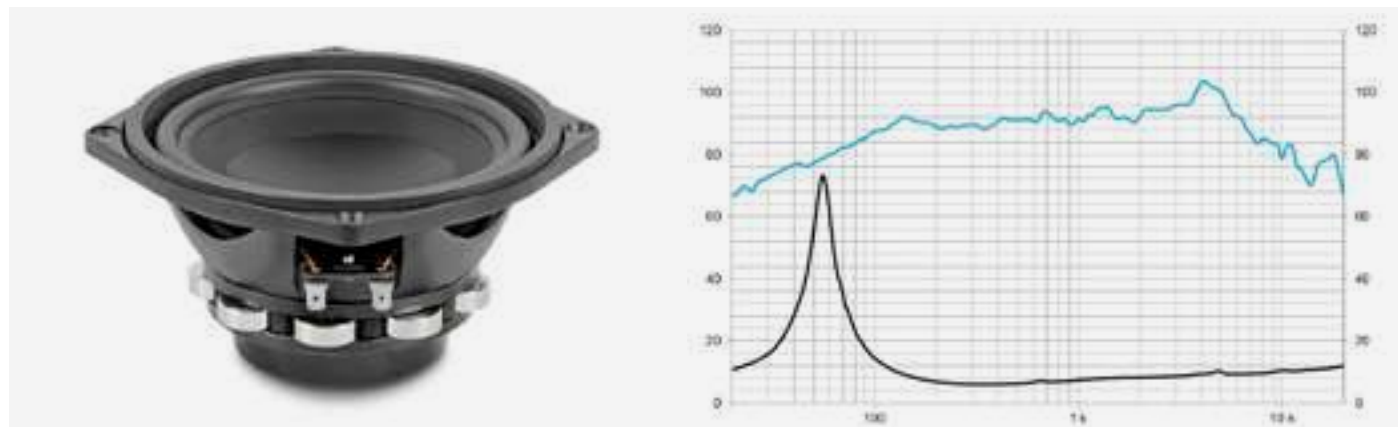


TECHNICAL SPECIFICATIONS	
Nominal impedance (Ohm)	8
Power capacity (W AES)	200
Nominal diameter (in)	6,5
Minimum impedance (Ohm)	7,6
Sensitivity (dB)	87
Frequency range (Hz)	35-3000
Program power (W)	400
Recommended enclosure volume (l)	
Voice coil diameter (in)	2
BL factor (N/A)	14
Moving mass (kg)	0,045
Winding length (mm)	20
Air gap height (mm)	6
Xdamage pp (mm)	43

PARAMETERS THIELE & SMALL	
Fs (Hz)	40
Re (Ohm)	5,8
Qms	7,5
Qes	0,35
Qts	0,34
Vas (l)	11
Cms (µm/N)	342
Rms (kg/s)	1,52
Efficiency %	0,21
Sd (m²)	0,0154
Xmax (mm)	9
Vd (cm³)	139
Le @1 kHz (mH)	0,95

CONSTRUCTION DETAILS	
Depth	
Net weight (Kg)	3,5
Total weight (kg)	4,2
Magnet	Ferr

6P200ND

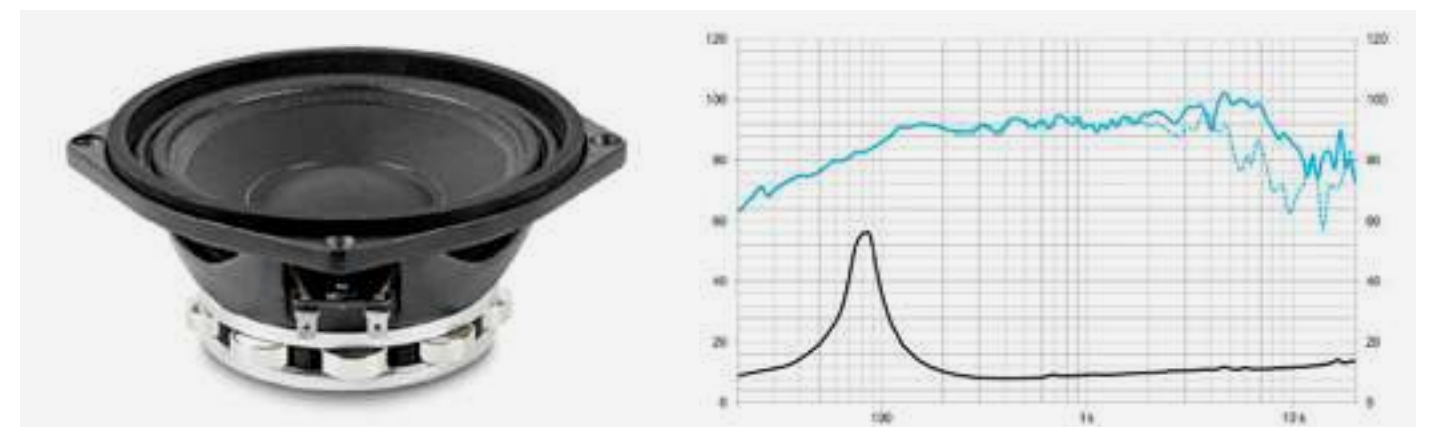


TECHNICAL SPECIFICATIONS	
Nominal impedance (Ohm)	8
Power capacity (W AES)	200
Nominal diameter (in)	6,5
Minimum impedance (Ohm)	5,8
Sensitivity (dB)	92
Frequency range (Hz)	60-9000
Program power (W)	400
Recommended enclosure volume (l)	10/40
Voice coil diameter (in)	2
BL factor (N/A)	10,5
Moving mass (kg)	0,017
Winding length (mm)	14
Air gap height (mm)	7
Xdamage pp (mm)	20

PARAMETERS THIELE & SMALL	
Fs (Hz)	56
Re (Ohm)	5,3
Qms	3,7
Qes	0,32
Qts	0,29
Vas (l)	11,9
Cms (µm/N)	468
Rms (kg/s)	1,6
Efficiency %	0,65
Sd (m²)	0,0135
Xmax (mm)	5,5
Vd (cm³)	74,2
Le @1 kHz (mH)	0,6

CONSTRUCTION DETAILS	
Depth	86 mm 3.4 in
Net weight (Kg)	1,9
Total weight (kg)	2
Magnet	Nd

6G40ND

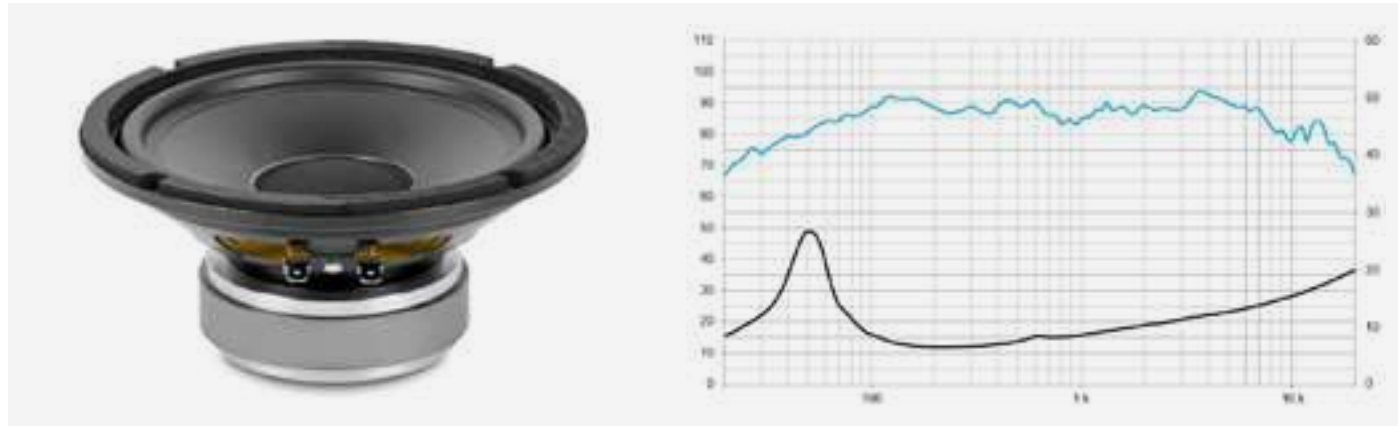


TECHNICAL SPECIFICATIONS	
Nominal impedance (Ohm)	8
Power capacity (W AES)	170
Nominal diameter (in)	6,5
Minimum impedance (Ohm)	7,9
Sensitivity (dB)	94
Frequency range (Hz)	90-8000
Program power (W)	340
Recommended enclosure volume (l)	4
Voice coil diameter (in)	2
BL factor (N/A)	11,2
Moving mass (kg)	0,014
Winding length (mm)	9
Air gap height (mm)	7
Xdamage pp (mm)	20

PARAMETERS THIELE & SMALL	
Fs (Hz)	85
Re (Ohm)	6
Qms	3,7
Qes	0,36
Qts	0,33
Vas (l)	7
Cms (µm/N)	250
Rms (kg/s)	2
Efficiency %	1,2
Sd (m²)	0,014
Xmax (mm)	3
Vd (cm³)	14
Le @1 kHz (mH)	0,2

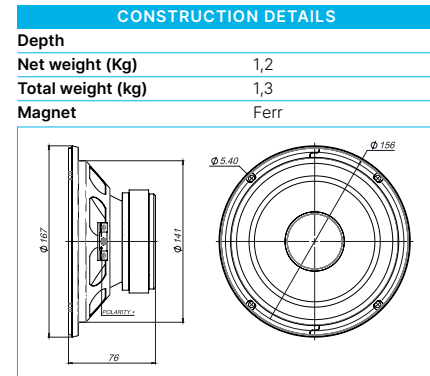
CONSTRUCTION DETAILS	
Depth	
Net weight (Kg)	1,6
Total weight (kg)	1,8
Magnet	Neodymium

6B30/P

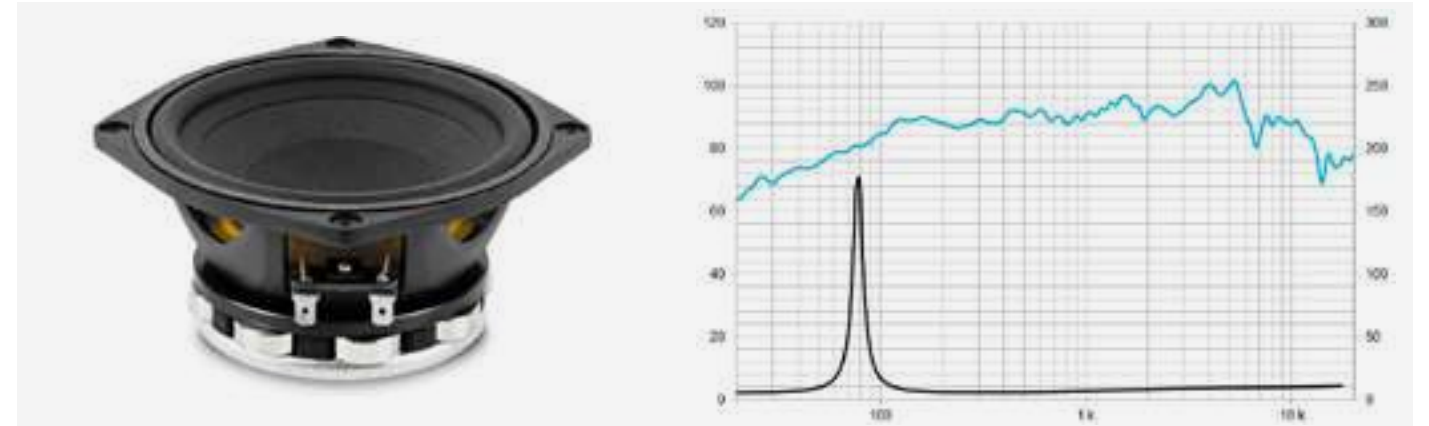


TECHNICAL SPECIFICATIONS	
Nominal impedance (Ohm)	8
Power capacity (W AES)	50
Nominal diameter (in)	6,5
Minimum impedance (Ohm)	6,3
Sensitivity (dB)	90
Frequency range (Hz)	55-8000
Program power (W)	100
Recommended enclosure volume (l)	
Voice coil diameter (in)	1
BL factor (N/A)	6,8
Moving mass (kg)	0,014
Winding length (mm)	14
Air gap height (mm)	6
Xdamage pp (mm)	15

PARAMETERS THIELE & SMALL	
Fs (Hz)	56
Re (Ohm)	5,5
Qms	3
Qes	0,6
Qts	0,5
Vas (l)	15,6
Cms (µm/N)	564
Rms (kg/s)	1,7
Efficiency %	0,5
Sd (m²)	0,014
Xmax (mm)	5,5
Vd (cm³)	77
Le @1 kHz (mH)	0,3

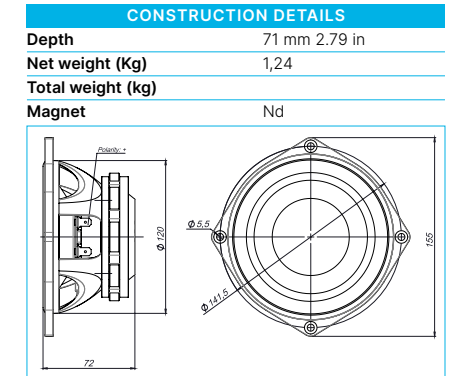


5P200ND

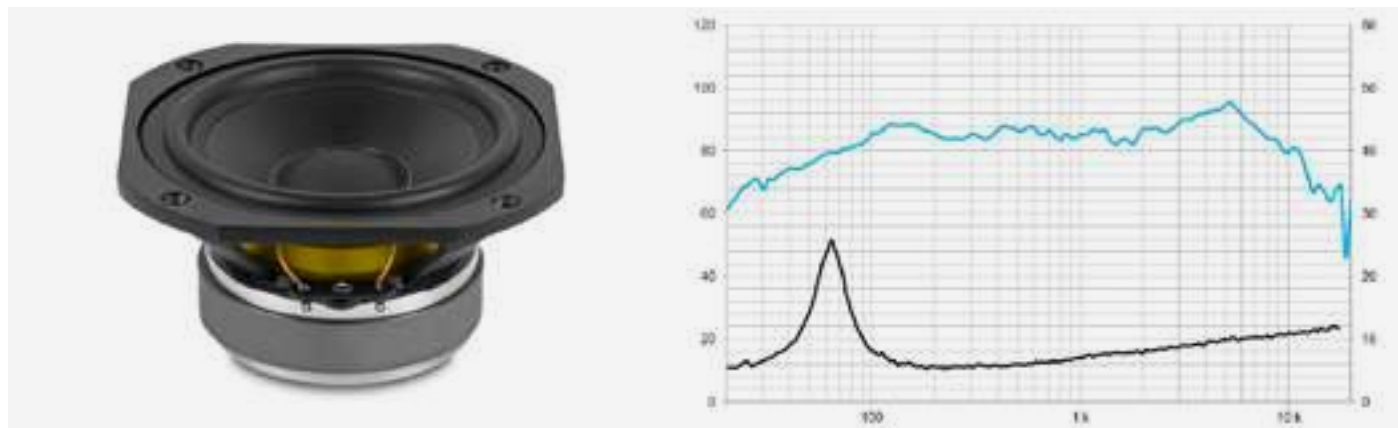


TECHNICAL SPECIFICATIONS	
Nominal impedance (Ohm)	8
Power capacity (W AES)	150
Nominal diameter (in)	5
Minimum impedance (Ohm)	6,7
Sensitivity (dB)	92
Frequency range (Hz)	70-10000
Program power (W)	300
Recommended enclosure volume (l)	
Voice coil diameter (in)	1,5
BL factor (N/A)	9,9
Moving mass (kg)	0,011
Winding length (mm)	14
Air gap height (mm)	6
Xdamage pp (mm)	

PARAMETERS THIELE & SMALL	
Fs (Hz)	78
Re (Ohm)	5,3
Qms	10,7
Qes	0,31
Qts	0,3
Vas (l)	4,5
Cms (µm/N)	355
Rms (kg/s)	0,5
Efficiency %	0,68
Sd (m²)	0,0095
Xmax (mm)	5,7
Vd (cm³)	54,15
Le @1 kHz (mH)	0,25

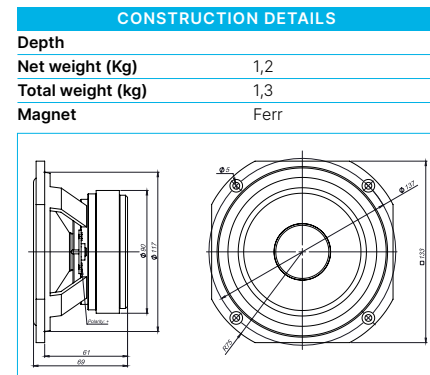


5MP60/N

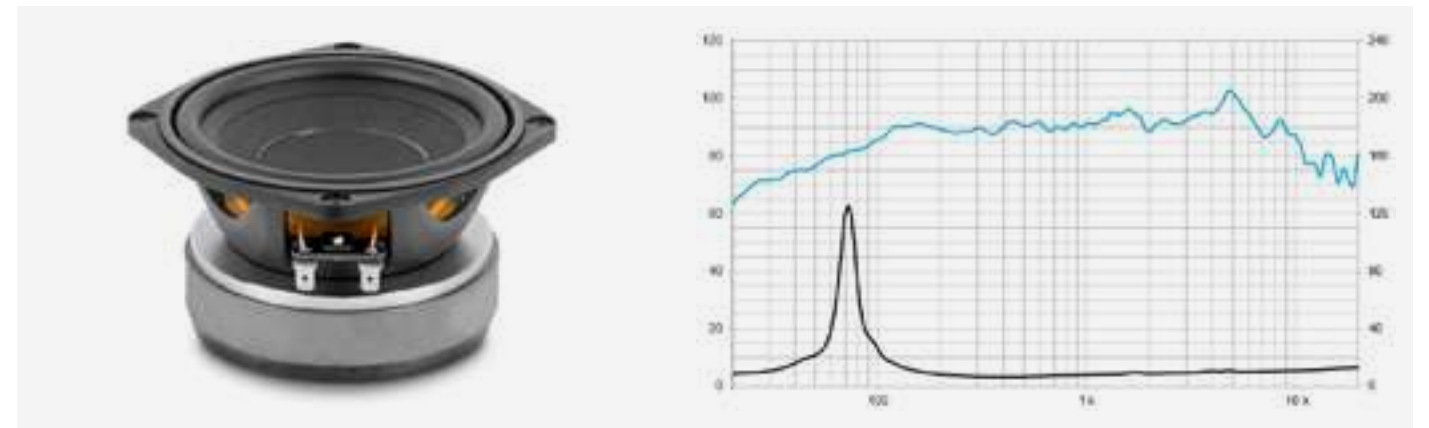


TECHNICAL SPECIFICATIONS	
Nominal impedance (Ohm)	8
Power capacity (W AES)	50
Nominal diameter (in)	5
Minimum impedance (Ohm)	5,5
Sensitivity (dB)	88
Frequency range (Hz)	65-12000
Program power (W)	100
Recommended enclosure volume (l)	8
Voice coil diameter (in)	1
BL factor (N/A)	6,4
Moving mass (kg)	0,011
Winding length (mm)	14
Air gap height (mm)	6
Xdamage pp (mm)	20

PARAMETERS THIELE & SMALL	
Fs (Hz)	63
Re (Ohm)	5,33
Qms	2,3
Qes	0,58
Qts	0,46
Vas (l)	5,8
Cms (µm/N)	564
Rms (kg/s)	2
Efficiency %	0,25
Sd (m²)	0,0085
Xmax (mm)	5,5
Vd (cm³)	46
Le @1 kHz (mH)	0,2

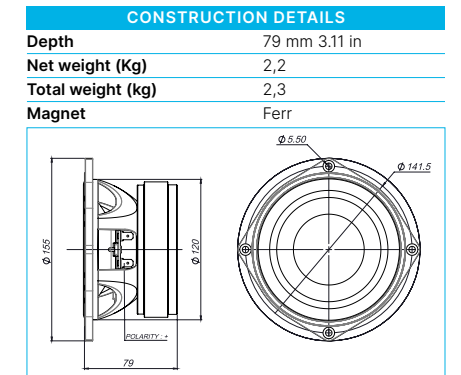


5P200FE

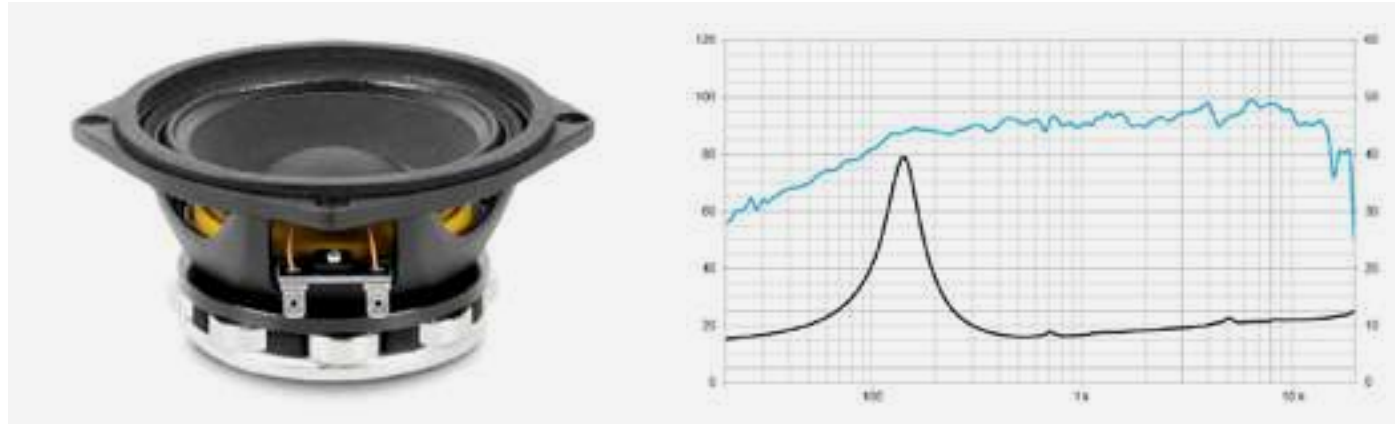


TECHNICAL SPECIFICATIONS	
Nominal impedance (Ohm)	8
Power capacity (W AES)	150
Nominal diameter (in)	5
Minimum impedance (Ohm)	6,7
Sensitivity (dB)	92
Frequency range (Hz)	70-10000
Program power (W)	300
Recommended enclosure volume (l)	4/10
Voice coil diameter (in)	1,5
BL factor (N/A)	8,5
Moving mass (kg)	0,019
Winding length (mm)	14
Air gap height (mm)	6
Xdamage pp (mm)	16

PARAMETERS THIELE & SMALL	
Fs (Hz)	72
Re (Ohm)	5,2
Qms	7,5
Qes	0,35
Qts	0,33
Vas (l)	5,7
Cms (µm/N)	451
Rms (kg/s)	0,65
Efficiency %	0,6
Sd (m²)	0,0095
Xmax (mm)	5,7
Vd (cm³)	49
Le @1 kHz (mH)	0,6



5G40ND/N



TECHNICAL SPECIFICATIONS	
Nominal impedance (Ohm)	8
Power capacity (W AES)	100
Nominal diameter (in)	5
Minimum impedance (Ohm)	6,9
Sensitivity (dB)	92
Frequency range (Hz)	150-17000
Program power (W)	200
Recommended enclosure volume (l)	10/20
Voice coil diameter (in)	1,5
BL factor (N/A)	10
Moving mass (kg)	0,009
Winding length (mm)	9
Air gap height (mm)	7
Xdamage pp (mm)	20

PARAMETERS THIELE & SMALL	
Fs (Hz)	140
Re (Ohm)	6,6
Qms	2,8
Qes	0,53
Qts	0,45
Vas (l)	1,4
Cms ($\mu\text{m/N}$)	143
Rms (kg/s)	2,9
Efficiency %	0,7
Sd (m^2)	0,0085
Xmax (mm)	3
Vd (cm^3)	26
Le @1 kHz (mH)	0,2

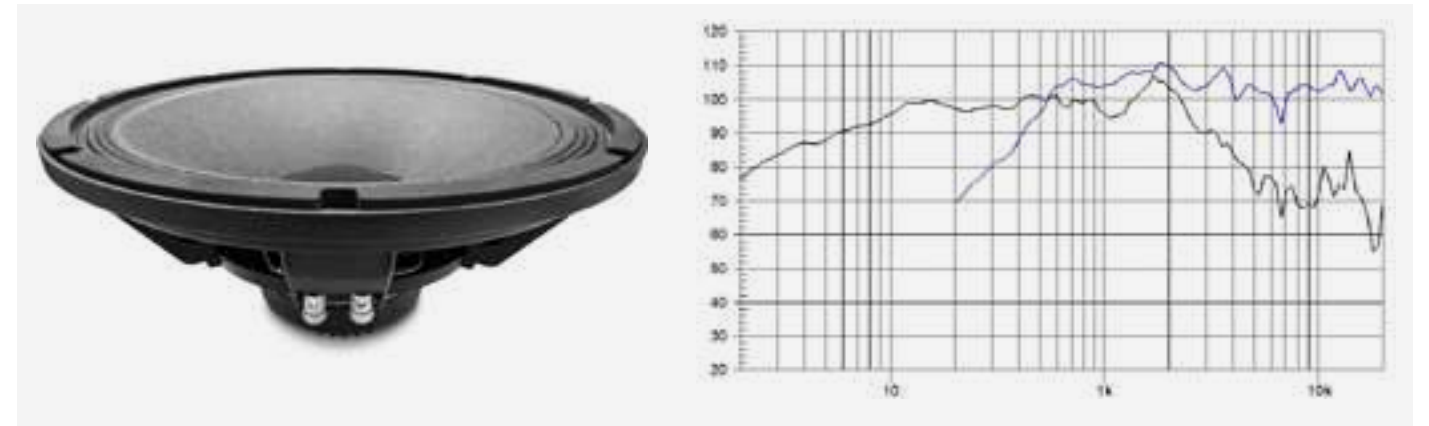
CONSTRUCTION DETAILS	
Depth	72 mm 2.83 in
Net weight (Kg)	1,2
Total weight (kg)	1,3
Magnet	Nd

Technical drawing showing the speaker's construction details. The drawing includes a cross-section and a top view. Key dimensions are labeled: 72 mm (outer diameter), 16.5 mm (depth), and 141.5 mm (coil diameter). The drawing also shows the voice coil and magnet assembly.

COAXIAL SPEAKERS



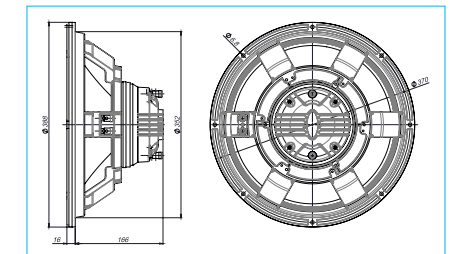
15XA38ND



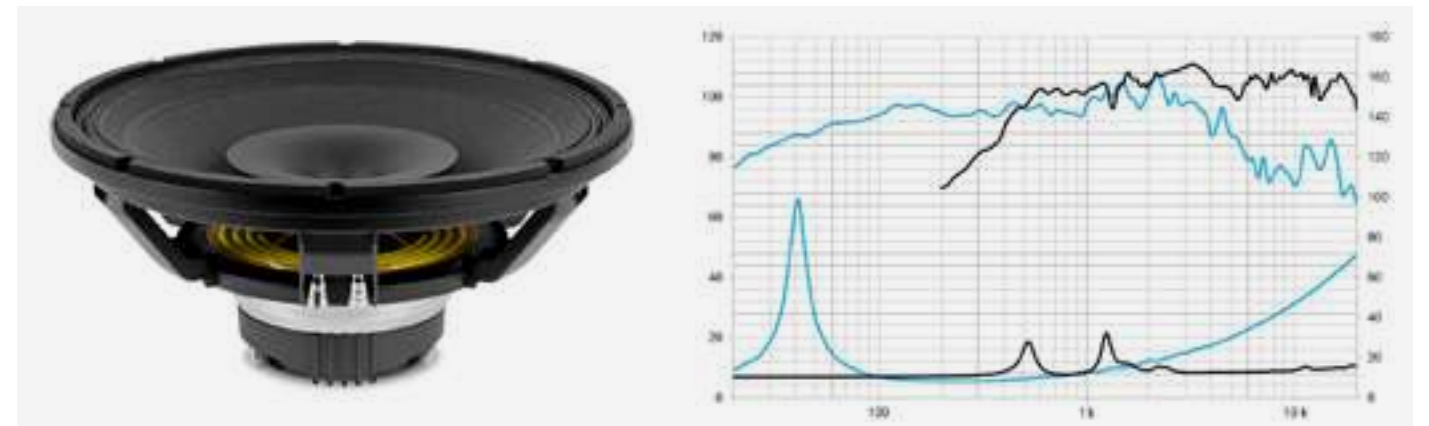
TECHNICAL SPECIFICATIONS	
HF diaphragm ref.	5MCP756
LF Recone kit ref.	5M15XA388
Nominal impedance LF/HF (Ohm)	8/16
Nominal diameter (in)	15
Minimum impedance LF/HF (Ohm)	8.4/12.6
Frequency range (Hz)	40-20000
Power capacity LF/HF (W AES)	350/90
Program power LF/HF (w)	700/180
Sensitivity LF/HF (dB)	99/105
Recom. crossover frequency (Hz)	1500
Voice coil diameter LF/HF (in)	4/2.85
Dispersion (conical)	80°
BL factor N/A	20,4
Moving mass (kg)	0,082
Winding length (mm)	16
Xdamage pp (mm)	28

PARAMETERS THIELE & SMALL	
Fs (Hz)	38
Re (Ohm)	6,7
Qms	6,4
Qes	0,31
Qts	0,3
Vas (l)	238
Cms (µm/N)	217
Rms (kg/s)	3
Efficiency %	3,9
Sd (m²)	0,088
Xmax (mm)	6
Vd (cm³)	528
Le @1 kHz (mH)	1

CONSTRUCTION DETAILS	
Net weight (kg)	6,8
Total weight (kg)	7,4
Magnet	Nd



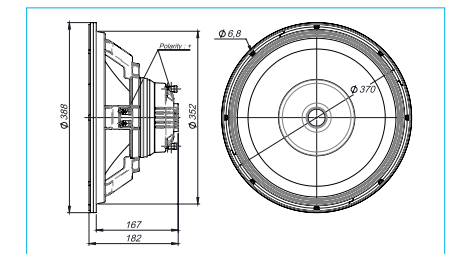
15CXA400ND



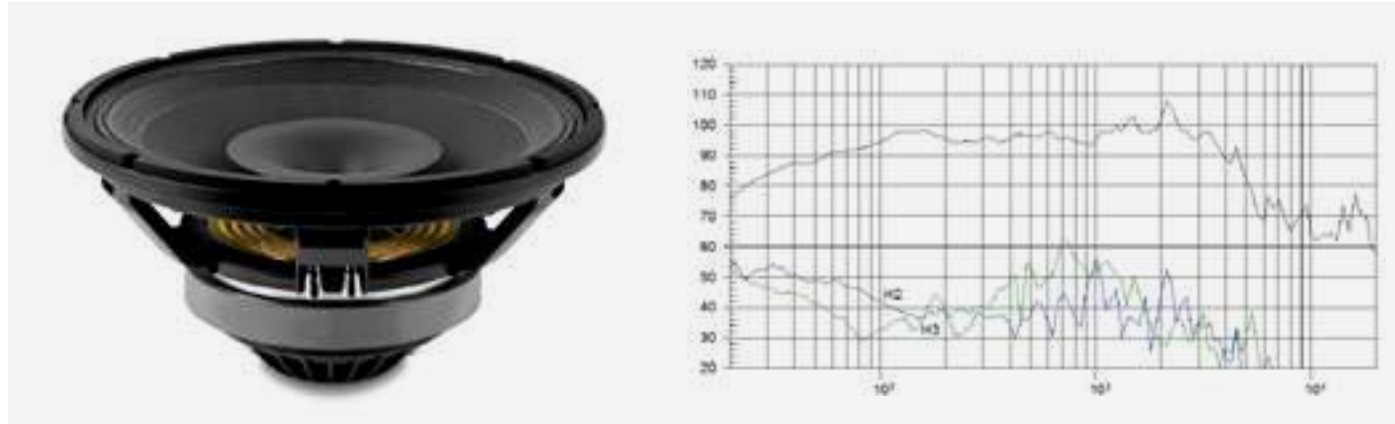
TECHNICAL SPECIFICATIONS	
HF diaphragm ref.	5MCP756
LF Recone kit ref.	5M15CXA4ND8
Nominal impedance LF/HF (Ohm)	8/16
Nominal diameter (in)	15
Minimum impedance LF/HF (Ohm)	6.6/10.9
Frequency range (Hz)	40-20000
Power capacity LF/HF (W AES)	400/90
Program power LF/HF (w)	800/180
Sensitivity LF/HF (dB)	98/105
Recom. crossover frequency (Hz)	1500
Voice coil diameter LF/HF (in)	4/2.85
Dispersion (conical)	60°
BL factor N/A	19
Moving mass (kg)	0,084
Winding length (mm)	16
Xdamage pp (mm)	28

PARAMETERS THIELE & SMALL	
Fs (Hz)	40
Re (Ohm)	6,6
Qms	4,4
Qes	0,39
Qts	0,36
Vas (l)	196
Cms (µm/N)	181
Rms (kg/s)	4,9
Efficiency %	3,3
Sd (m²)	0,088
Xmax (mm)	6
Vd (cm³)	350
Le @1 kHz (mH)	1

CONSTRUCTION DETAILS	
Net weight (kg)	7,2
Total weight (kg)	8,1
Magnet	Nd



15CXA400FE

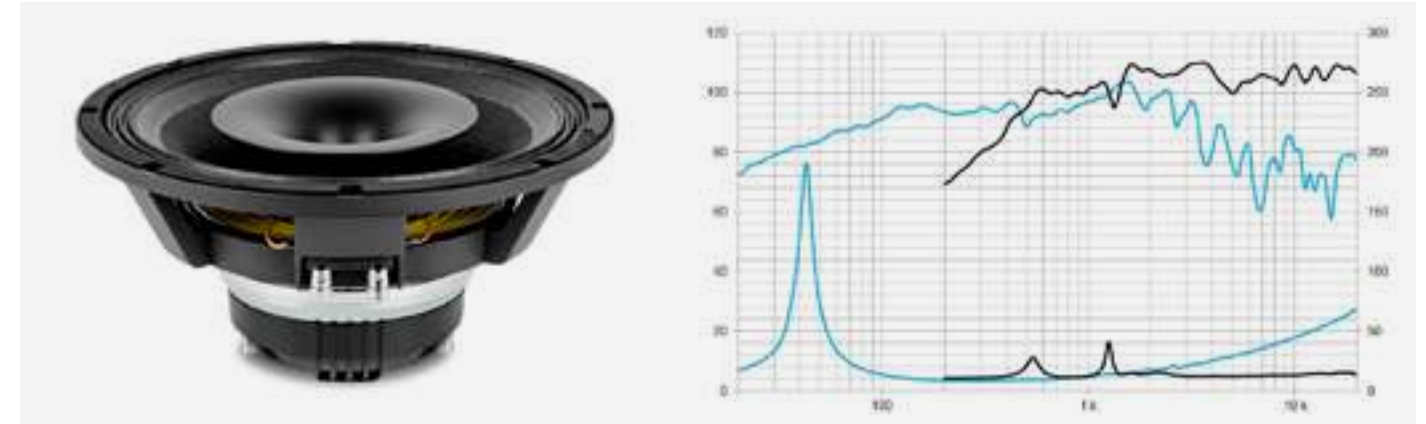


TECHNICAL SPECIFICATIONS	
HF diaphragm ref.	5MCP756
LF Recone kit ref.	5M15CXA4ND8
Nominal impedance LF/HF (Ohm)	8/16
Nominal diameter (in)	15
Minimum impedance LF/HF (Ohm)	6.3/11.3
Frequency range (Hz)	35-20000
Power capacity LF/HF (W AES)	400/80
Program power LF/HF (w)	800/180
Sensitivity LF/HF (dB)	98/105
Recom. crossover frequency (Hz)	1500
Voice coil diameter LF/HF (in)	4 / 2.9
Dispersion (conical)	60°
BL factor N/A	18,2
Moving mass (kg)	0,09
Winding length (mm)	16
Xdamage pp (mm)	51

PARAMETERS THIELE & SMALL	
Fs (Hz)	40
Re (Ohm)	6,3
Qms	16,4
Qes	0,43
Qts	0,42
Vas (l)	191
Cms (µm/N)	175
Rms (kg/s)	1,38
Efficiency %	2,75
Sd (m²)	0,088
Xmax (mm)	6
Vd (cm³)	350
Le @1 kHz (mH)	0,95

CONSTRUCTION DETAILS	
Net weight (kg)	11,9
Total weight (kg)	12,4
Magnet	Ferr

12CXA400ND

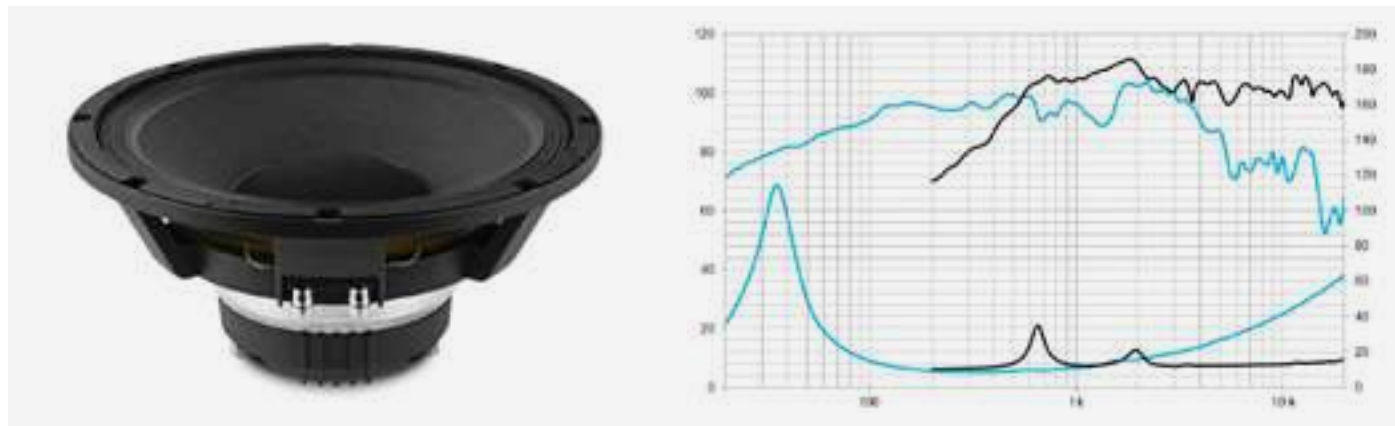


TECHNICAL SPECIFICATIONS	
HF diaphragm ref.	5MCP756
LF Recone kit ref.	5M12CXA4ND8
Nominal impedance LF/HF (Ohm)	8/16
Nominal diameter (in)	12
Minimum impedance LF/HF (Ohm)	6.8/11.3
Frequency range (Hz)	50-20000
Power capacity LF/HF (W AES)	400/90
Program power LF/HF (w)	800/180
Sensitivity LF/HF (dB)	98/105
Recom. crossover frequency (Hz)	1500
Voice coil diameter LF/HF (in)	4/2.85
Dispersion (conical)	60°
BL factor N/A	21,4
Moving mass (kg)	0,064
Winding length (mm)	16
Xdamage pp (mm)	28

PARAMETERS THIELE & SMALL	
Fs (Hz)	45
Re (Ohm)	6,6
Qms	7,1
Qes	0,26
Qts	0,25
Vas (l)	88,5
Cms (µm/N)	207
Rms (kg/s)	2,5
Efficiency %	2,75
Sd (m²)	0,055
Xmax (mm)	6
Vd (cm³)	210
Le @1 kHz (mH)	1

CONSTRUCTION DETAILS	
Net weight (kg)	6,5
Total weight (kg)	7,2
Magnet	Nd

12XA30ND

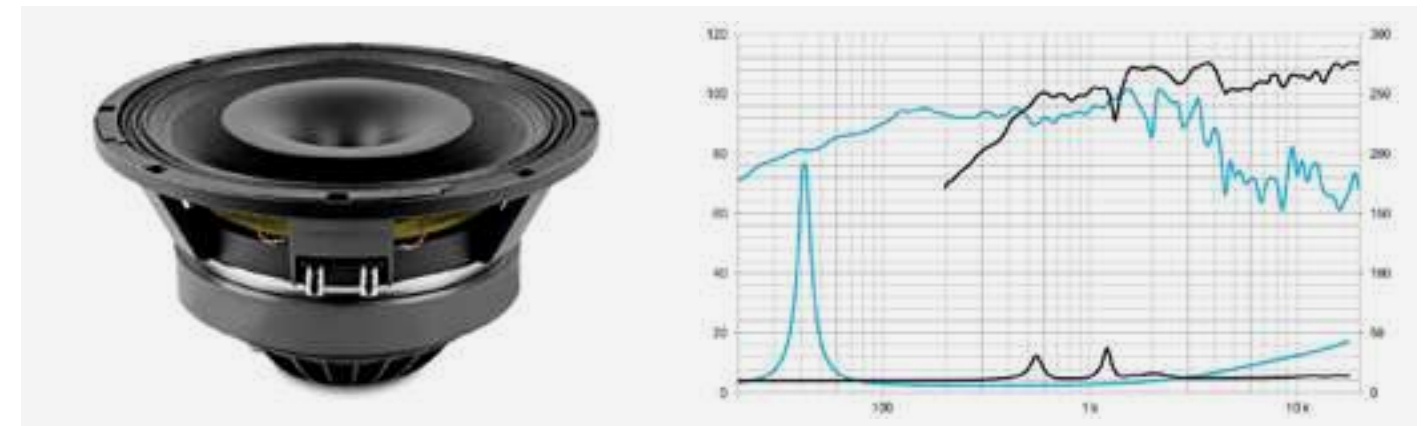


TECHNICAL SPECIFICATIONS	
HF diaphragm ref.	5MCP756
LF Recone kit ref.	5M12XA308
Nominal impedance LF/HF (Ohm)	8/16
Nominal diameter (in)	12
Minimum impedance LF/HF (Ohm)	7.6/13.5
Frequency range (Hz)	35-20000
Power capacity LF/HF (W AES)	350/90
Program power LF/HF (w)	700/180
Sensitivity LF/HF (dB)	98/105
Recom. crossover frequency (Hz)	1200
Voice coil diameter LF/HF (in)	4 / 2.9
Dispersion (conical)	80°
BL factor N/A	15,3
Moving mass (kg)	0,047
Winding length (mm)	16
Xdamage pp (mm)	28

PARAMETERS THIELE & SMALL	
Fs (Hz)	35
Re (Ohm)	6,8
Qms	7,98
Qes	0,22
Qts	0,21
Vas (l)	172
Cms (µm/N)	430
Rms (kg/s)	1,36
Efficiency %	3,3
Sd (m²)	0,053
Xmax (mm)	4
Vd (cm³)	210
Le @1 kHz (mH)	1,3

CONSTRUCTION DETAILS	
Net weight (kg)	6,3
Total weight (kg)	7
Magnet	Nd

12CXA400FE

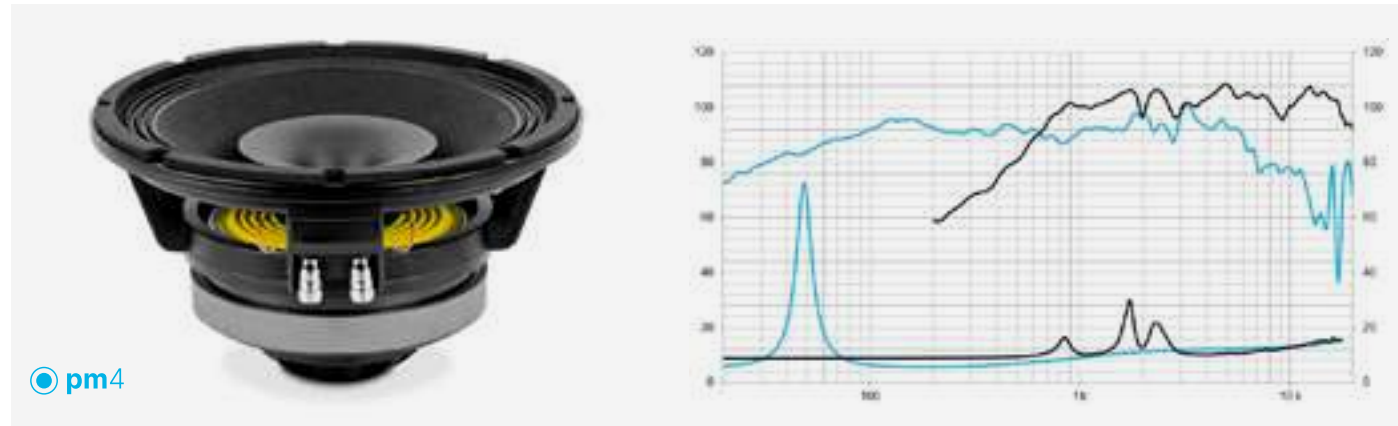


TECHNICAL SPECIFICATIONS	
HF diaphragm ref.	5MCP756
LF Recone kit ref.	5M12CXA4ND8
Nominal impedance LF/HF (Ohm)	8/16
Nominal diameter (in)	12
Minimum impedance LF/HF (Ohm)	6.2/12.2
Frequency range (Hz)	40-20000
Power capacity LF/HF (W AES)	400/80
Program power LF/HF (w)	800/160
Sensitivity LF/HF (dB)	96/105
Recom. crossover frequency (Hz)	1500
Voice coil diameter LF/HF (in)	4/2.87
Dispersion (conical)	60°
BL factor N/A	19,8
Moving mass (kg)	0,066
Winding length (mm)	16
Xdamage pp (mm)	51

PARAMETERS THIELE & SMALL	
Fs (Hz)	42
Re (Ohm)	6,6
Qms	7,2
Qes	0,26
Qts	0,25
Vas (l)	94
Cms (µm/N)	220
Rms (kg/s)	2,4
Efficiency %	2,2
Sd (m²)	0,055
Xmax (mm)	6
Vd (cm³)	210
Le @1 kHz (mH)	1,1

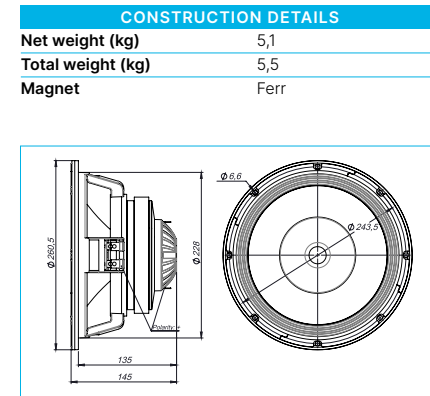
CONSTRUCTION DETAILS	
Net weight (kg)	11,3
Total weight (kg)	11,7
Magnet	Ferr

10CX300FE

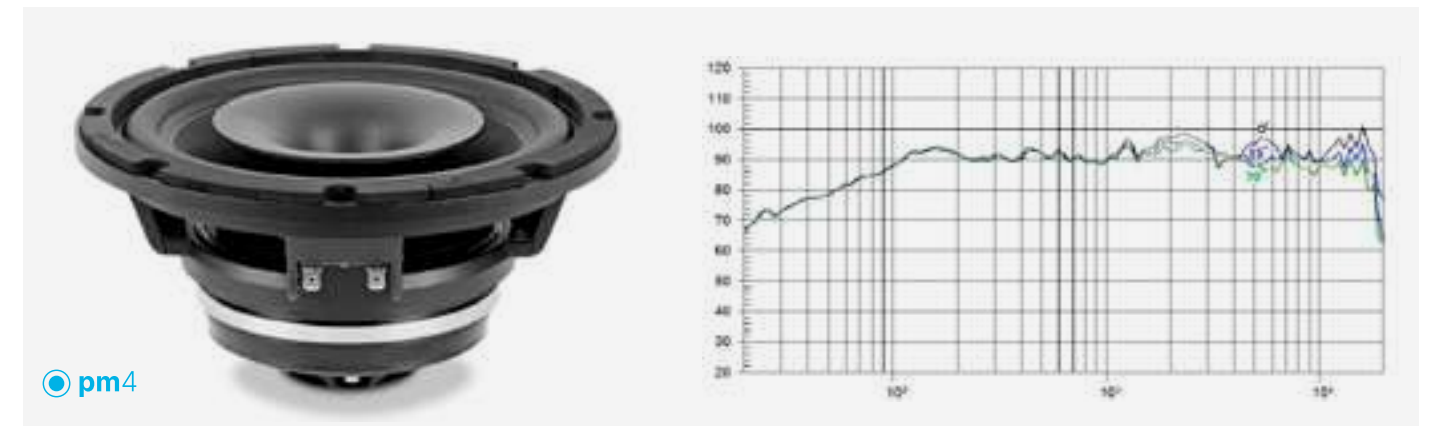


TECHNICAL SPECIFICATIONS	
HF diaphragm ref.	5MCD10N6
LF Recone kit ref.	5M10CX3FE8
Nominal impedance LF/HF (Ohm)	8/16
Nominal diameter (in)	10
Minimum impedance LF/HF (Ohm)	5.7/10.1
Frequency range (Hz)	50-20000
Power capacity LF/HF (W AES)	300/50
Program power LF/HF (w)	600/100
Sensitivity LF/HF (dB)	96.5/104
Recom. crossover frequency (Hz)	2000
Voice coil diameter LF/HF (in)	2.5/1.75
Dispersion (conical)	
BL factor N/A	11,65
Moving mass (kg)	0,035
Winding length (mm)	17,5
Xdamage pp (mm)	30

PARAMETERS THIELE & SMALL	
Fs (Hz)	48
Re (Ohm)	5,2
Qms	5,3
Qes	0,41
Qts	0,38
Vas (l)	63
Cms (µm/N)	307
Rms (kg/s)	2
Efficiency %	1,7
Sd (m²)	0,038
Xmax (mm)	6,7
Vd (cm³)	256
Le @1 kHz (mH)	0,4

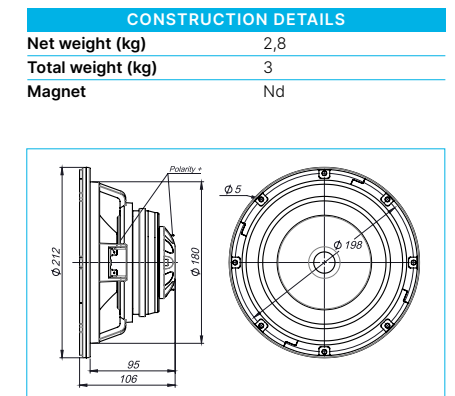


8CX300ND/N

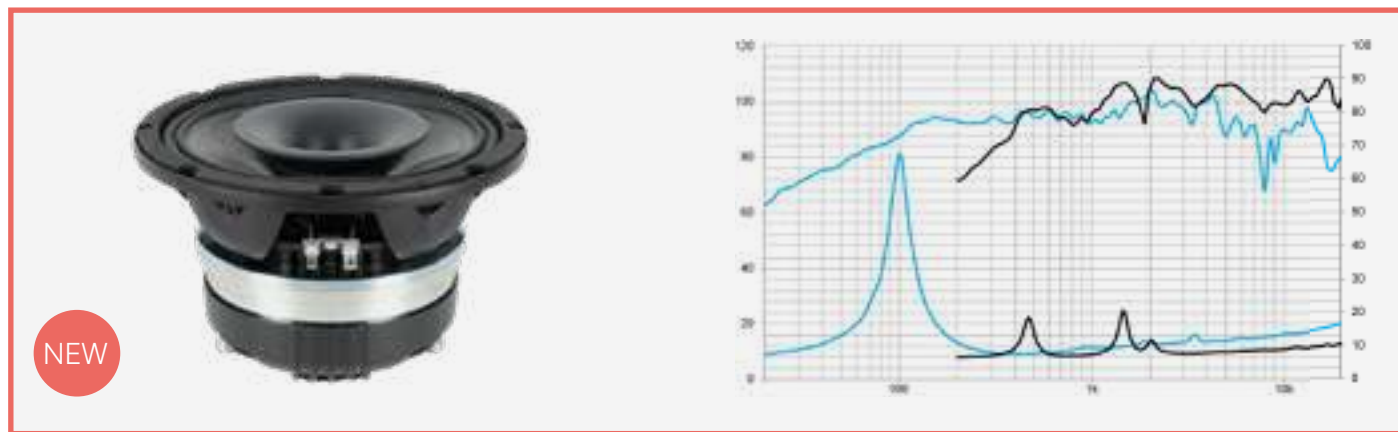


TECHNICAL SPECIFICATIONS	
HF diaphragm ref.	5MSMC220PM48
LF Recone kit ref.	5M8CX3ND8
Nominal impedance LF/HF (Ohm)	8/8
Nominal diameter (in)	8
Minimum impedance LF/HF (Ohm)	5.3/4.7
Frequency range (Hz)	60-20000
Power capacity LF/HF (W AES)	250/50
Program power LF/HF (w)	500/100
Sensitivity LF/HF (dB)	96/104
Recom. crossover frequency (Hz)	1500
Voice coil diameter LF/HF (in)	2.5/1.75
Dispersion (conical)	70°
BL factor N/A	12
Moving mass (kg)	0,02
Winding length (mm)	15
Xdamage pp (mm)	24

PARAMETERS THIELE & SMALL	
Fs (Hz)	61
Re (Ohm)	5,4
Qms	13
Qes	0,3
Qts	0,29
Vas (l)	23
Cms (µm/N)	335
Rms (kg/s)	0,6
Efficiency %	1,6
Sd (m²)	0,022
Xmax (mm)	6
Vd (cm³)	132
Le @1 kHz (mH)	0,3

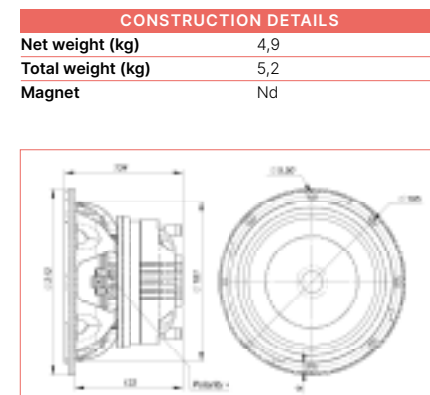


8CFX260ND

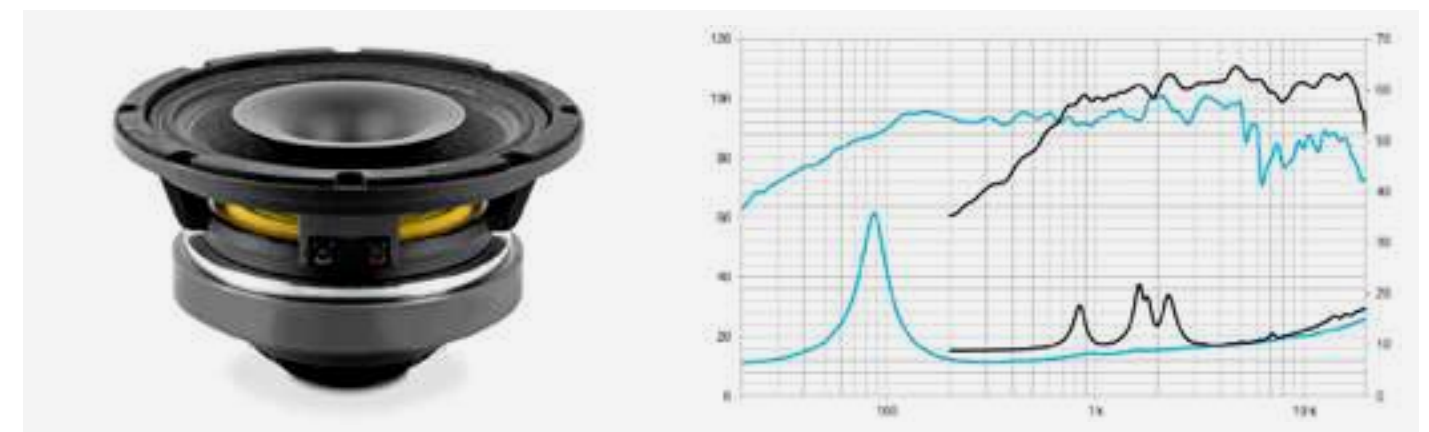


TECHNICAL SPECIFICATIONS	
HF diaphragm ref.	5MCP758
LF Recone kit ref.	5M8CFX26ND8
Nominal impedance LF/HF (Ohm)	8/8
Nominal diameter (in)	8
Minimum impedance LF/HF (Ohm)	6,8 / 6,9
Frequency range (Hz)	100-20000
Power capacity LF/HF (W AES)	250/60
Program power LF/HF (w)	500/120
Sensitivity LF/HF (dB)	97/103
Recom. crossover frequency (Hz)	1500
Voice coil diameter LF/HF (in)	2.5/2,85
Dispersion (conical)	70°
BL factor N/A	13,5
Moving mass (kg)	0,021
Winding length (mm)	15
Xdamage pp (mm)	20

PARAMETERS THIELE & SMALL	
Fs (Hz)	100
Re (Ohm)	5,2
Qms	4,8
Qes	0,37
Qts	0,35
Vas (l)	8
Cms (µm/N)	119
Rms (kg/s)	2,7
Efficiency %	2,2
Sd (m²)	0,022
Xmax (mm)	6
Vd (cm³)	132
Le @1 kHz (mH)	0,23

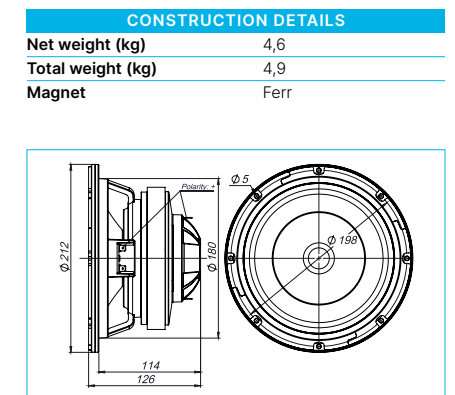


8CX300FE

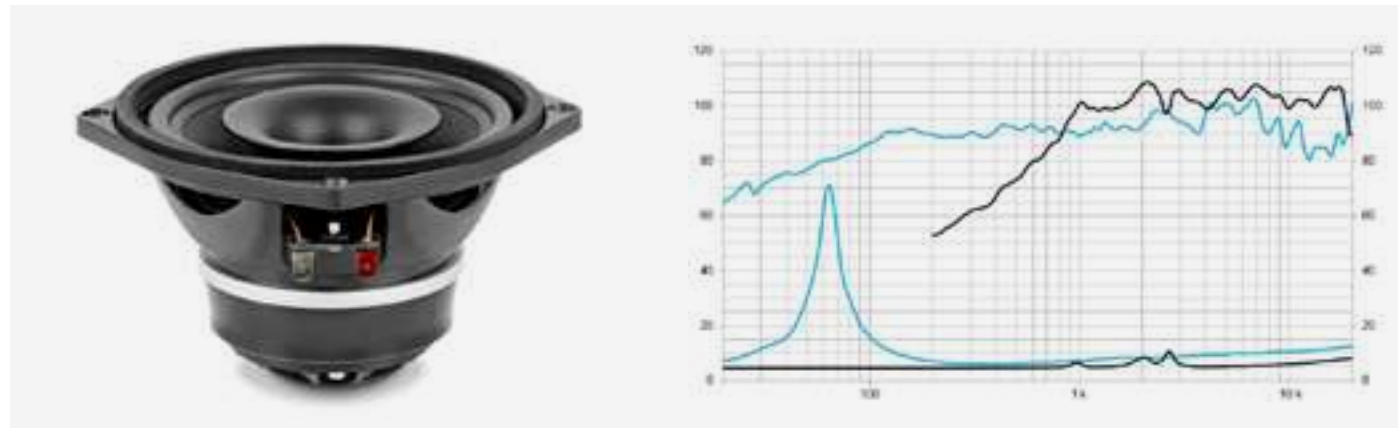


TECHNICAL SPECIFICATIONS	
HF diaphragm ref.	5MCD10N6
LF Recone kit ref.	5M8CX3FE8
Nominal impedance LF/HF (Ohm)	8/16
Nominal diameter (in)	8
Minimum impedance LF/HF (Ohm)	6.6/10.1
Frequency range (Hz)	90-20000
Power capacity LF/HF (W AES)	300/50
Program power LF/HF (w)	600/100
Sensitivity LF/HF (dB)	95/105
Recom. crossover frequency (Hz)	2000
Voice coil diameter LF/HF (in)	2.5/1.75
Dispersion (conical)	
BL factor N/A	9,6
Moving mass (kg)	0,02
Winding length (mm)	15
Xdamage pp (mm)	

PARAMETERS THIELE & SMALL	
Fs (Hz)	89
Re (Ohm)	5,2
Qms	4,2
Qes	0,63
Qts	0,55
Vas (l)	10,8
Cms (µm/N)	158
Rms (kg/s)	2,7
Efficiency %	1,2
Sd (m²)	0,022
Xmax (mm)	6
Vd (cm³)	132
Le @1 kHz (mH)	0,2

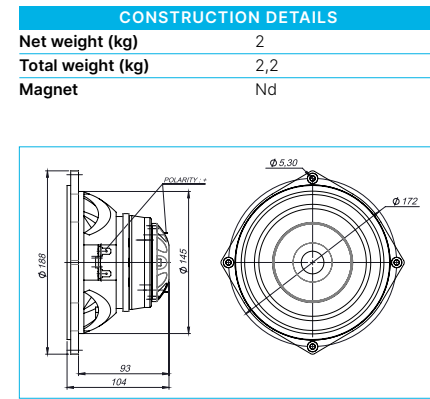


6CX200ND/N

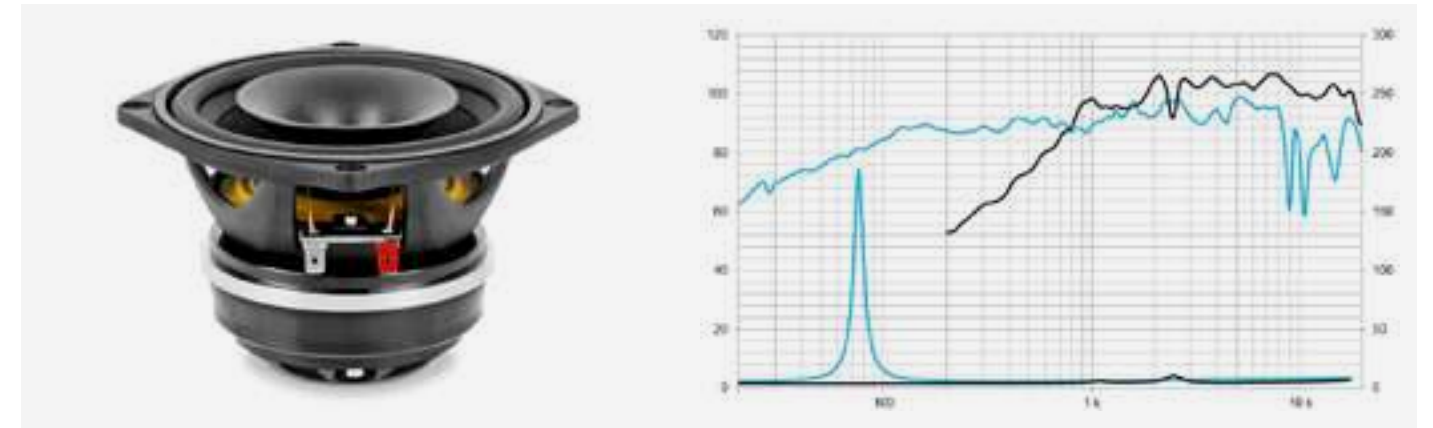


TECHNICAL SPECIFICATIONS	
HF diaphragm ref.	5MSMC2258
LF Recone kit ref.	5M6CX2ND8
Nominal impedance LF/HF (Ohm)	8/8
Nominal diameter (in)	6,5
Minimum impedance LF/HF (Ohm)	5,4/5
Frequency range (Hz)	65-20000
Power capacity LF/HF (W AES)	200/40
Program power LF/HF (w)	400/80
Sensitivity LF/HF (dB)	92/103
Recom. crossover frequency (Hz)	2500
Voice coil diameter LF/HF (in)	2/1.75
Dispersion (conical)	70°
BL factor N/A	10,52
Moving mass (kg)	0,016
Winding length (mm)	14
Xdamage pp (mm)	26

PARAMETERS THIELE & SMALL	
Fs (Hz)	65
Re (Ohm)	5
Qms	3,95
Qes	0,29
Qts	0,27
Vas (l)	9,4
Cms (µm/N)	366
Rms (kg/s)	1,7
Efficiency %	0,9
Sd (m²)	0,0135
Xmax (mm)	5,5
Vd (cm³)	69
Le @1 kHz (mH)	0,24

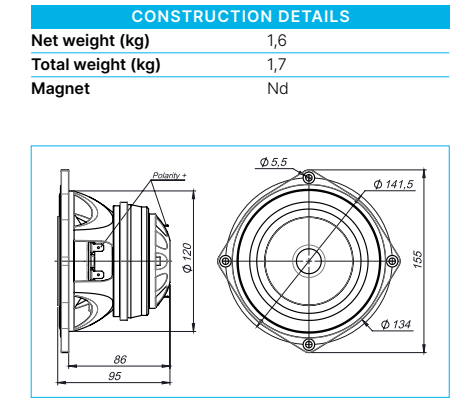


5CX200ND/N

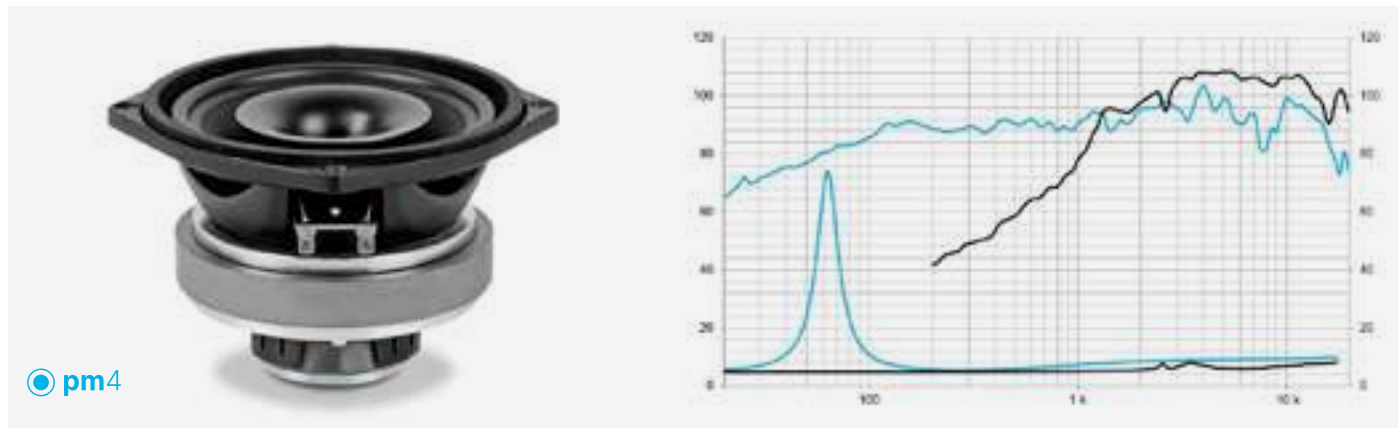


TECHNICAL SPECIFICATIONS	
HF diaphragm ref.	5MSMC2258
LF Recone kit ref.	5M5CX2ND8
Nominal impedance LF/HF (Ohm)	8/8
Nominal diameter (in)	5
Minimum impedance LF/HF (Ohm)	5,7/5
Frequency range (Hz)	75-20000
Power capacity LF/HF (W AES)	150/40
Program power LF/HF (w)	300/80
Sensitivity LF/HF (dB)	92.5/102
Recom. crossover frequency (Hz)	2500
Voice coil diameter LF/HF (in)	1.5/1.75
Dispersion (conical)	70°
BL factor N/A	7,32
Moving mass (kg)	0,006
Winding length (mm)	14
Xdamage pp (mm)	19

PARAMETERS THIELE & SMALL	
Fs (Hz)	75
Re (Ohm)	5,2
Qms	10
Qes	0,28
Qts	0,28
Vas (l)	9,1
Cms (µm/N)	711
Rms (kg/s)	0,3
Efficiency %	1,3
Sd (m²)	0,0095
Xmax (mm)	5,7
Vd (cm³)	48
Le @1 kHz (mH)	0,2

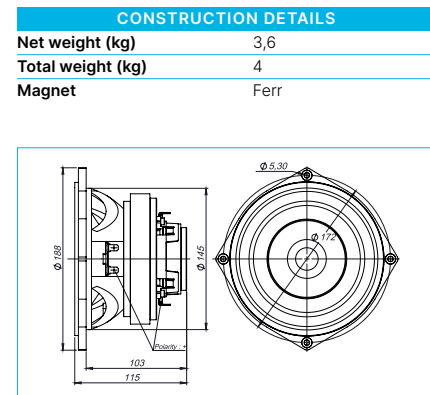


6CX200FE

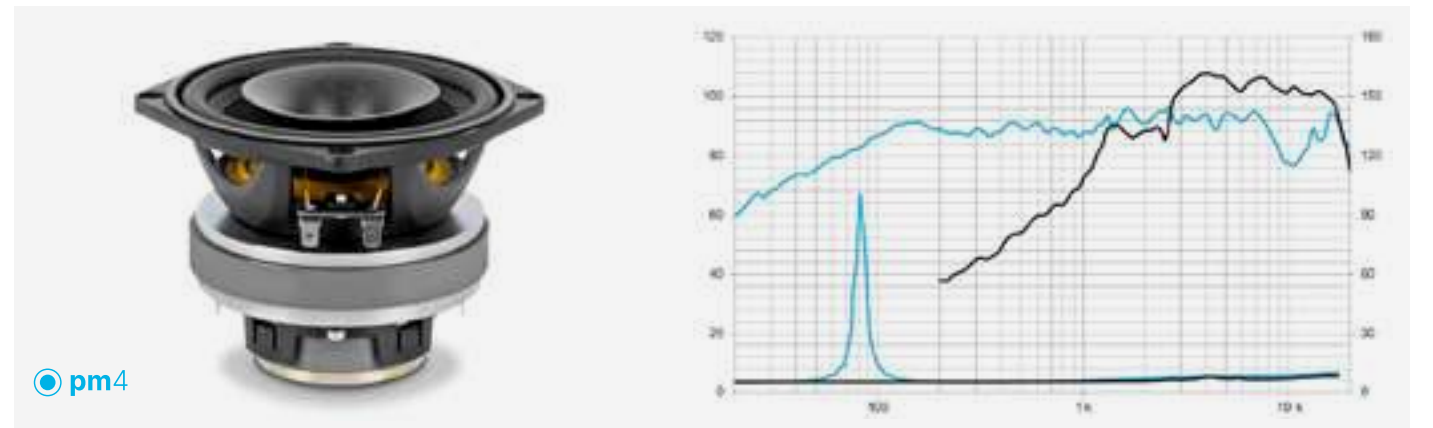


TECHNICAL SPECIFICATIONS	
HF diaphragm ref.	5MCP5CX8
LF Recone kit ref.	5M6CX2ND8
Nominal impedance LF/HF (Ohm)	8/8
Nominal diameter (in)	6,5
Minimum impedance LF/HF (Ohm)	5,3/6
Frequency range (Hz)	60-20000
Power capacity LF/HF (W AES)	200/25
Program power LF/HF (w)	400/50
Sensitivity LF/HF (dB)	94/102
Recom. crossover frequency (Hz)	3500
Voice coil diameter LF/HF (in)	2/1
Dispersion (conical)	70°
BL factor N/A	9,2
Moving mass (kg)	0,014
Winding length (mm)	13
Xdamage pp (mm)	32

PARAMETERS THIELE & SMALL	
Fs (Hz)	65
Re (Ohm)	4,9
Qms	5,1
Qes	0,34
Qts	0,32
Vas (l)	10,54
Cms (µm/N)	408
Rms (kg/s)	1,1
Efficiency %	0,8
Sd (m²)	0,0135
Xmax (mm)	5
Vd (cm³)	64
Le @1 kHz (mH)	0,3

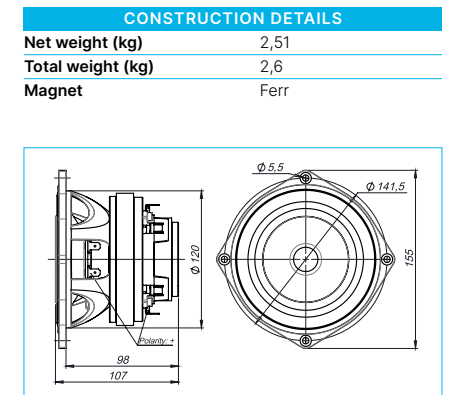


5CX200FE



TECHNICAL SPECIFICATIONS	
HF diaphragm ref.	5MCP5CX8
LF Recone kit ref.	5M5CX2ND8
Nominal impedance LF/HF (Ohm)	8/8
Nominal diameter (in)	5
Minimum impedance LF/HF (Ohm)	5,2/5,9
Frequency range (Hz)	85-20000
Power capacity LF/HF (W AES)	150/25
Program power LF/HF (w)	300/50
Sensitivity LF/HF (dB)	92/105
Recom. crossover frequency (Hz)	3500
Voice coil diameter LF/HF (in)	1.5/1
Dispersion (conical)	70°
BL factor N/A	7,4
Moving mass (kg)	0,009
Winding length (mm)	14
Xdamage pp (mm)	21

PARAMETERS THIELE & SMALL	
Fs (Hz)	82
Re (Ohm)	5,1
Qms	9,1
Qes	0,43
Qts	0,41
Vas (l)	5,3
Cms (µm/N)	419
Rms (kg/s)	0,51
Efficiency %	0,65
Sd (m²)	0,0095
Xmax (mm)	5,7
Vd (cm³)	48
Le @1 kHz (mH)	0,25

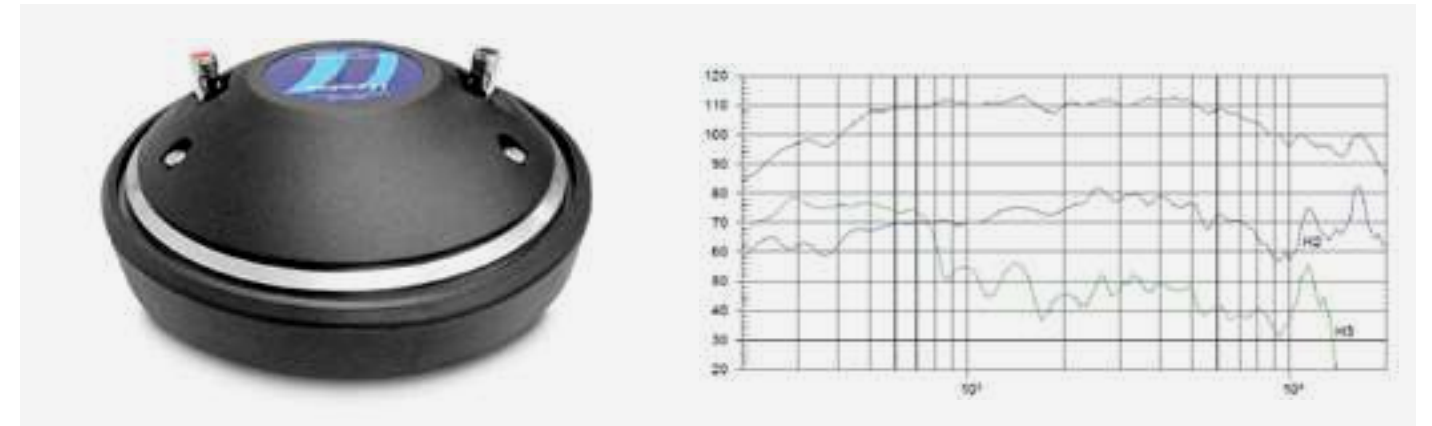


COMPRESSION DRIVERS



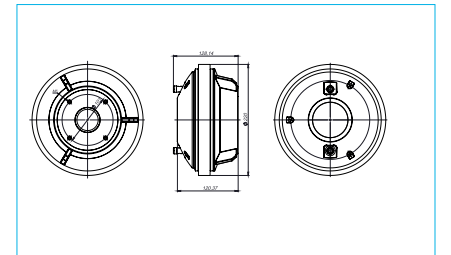
“CD314Nd/TI belongs to the new compression drivers generation, featuring **Deplocex** and **VPeq** beyma patented technologies”

CP-800/TI

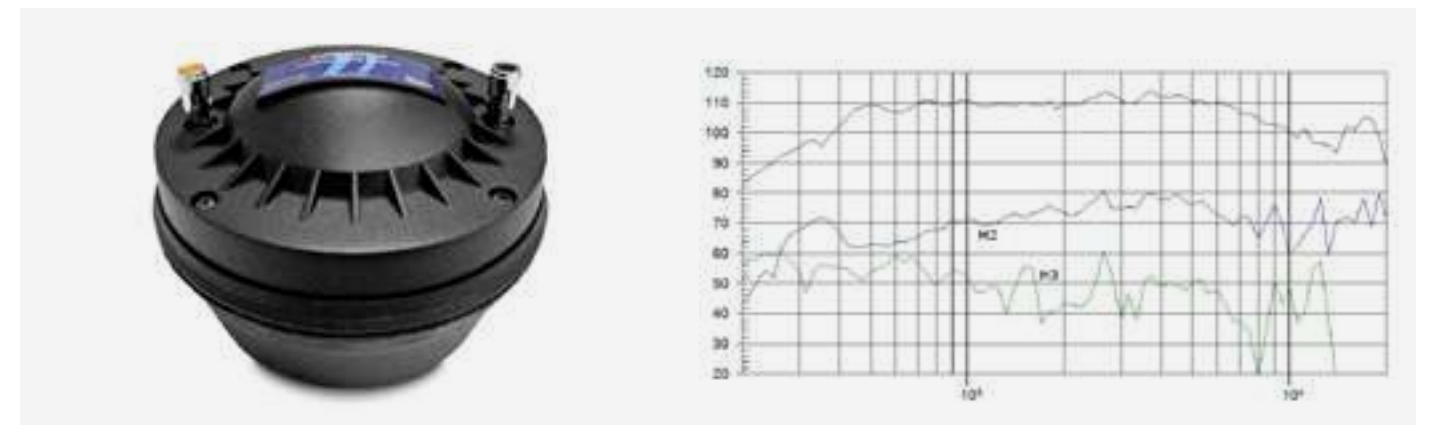


TECHNICAL SPECIFICATIONS	
Throat diameter (in)	2
Nominal impedance (Ohm)	8
Minimum impedance (Ohm)	7
Re (Ohm)	5,6
Power capacity (W AES)	100
Program power (W)	200
Sensitivity (dB)	112
Frequency range (Hz)	500-20000
Recom. crossover frequency (Hz)	500
Voice coil diameter (in)	4
Flux density (T)	1,75
BL factor (N/A)	115
Diaphragm material	Titanium

CONSTRUCTION DETAILS	
External diameter (mm)	228
Depth	117 mm 4.6 in
Net weight (kg)	10,3
Total weight (kg)	11
Magnet	Ferr

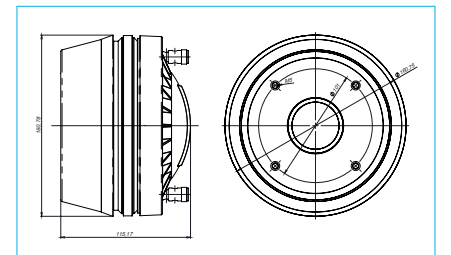


CP-850ND

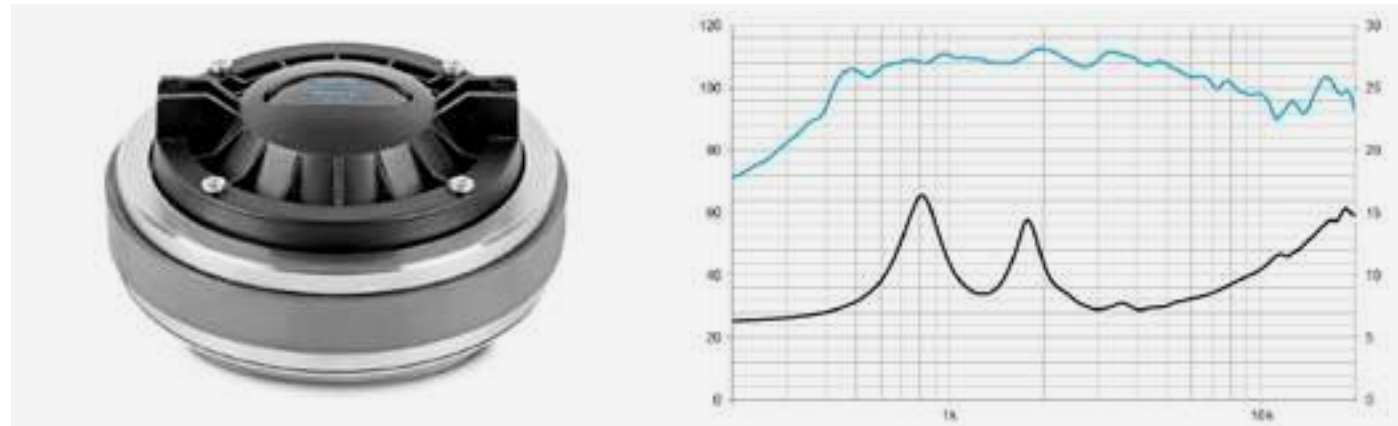


TECHNICAL SPECIFICATIONS	
Throat diameter (in)	2
Nominal impedance (Ohm)	8
Minimum impedance (Ohm)	7
Re (Ohm)	5,6
Power capacity (W AES)	100
Program power (W)	200
Sensitivity (dB)	112
Frequency range (Hz)	500-20000
Recom. crossover frequency (Hz)	500
Voice coil diameter (in)	4
Flux density (T)	2
BL factor (N/A)	16,5
Diaphragm material	Titanium

CONSTRUCTION DETAILS	
External diameter (mm)	165
Depth	114 mm 4.5 in
Net weight (kg)	4,4
Total weight (kg)	5
Magnet	Nd

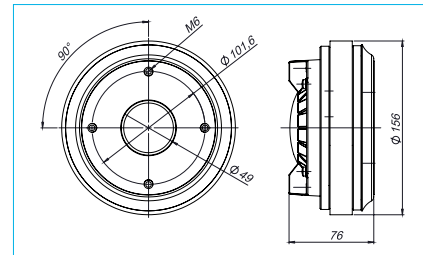


SMC-60

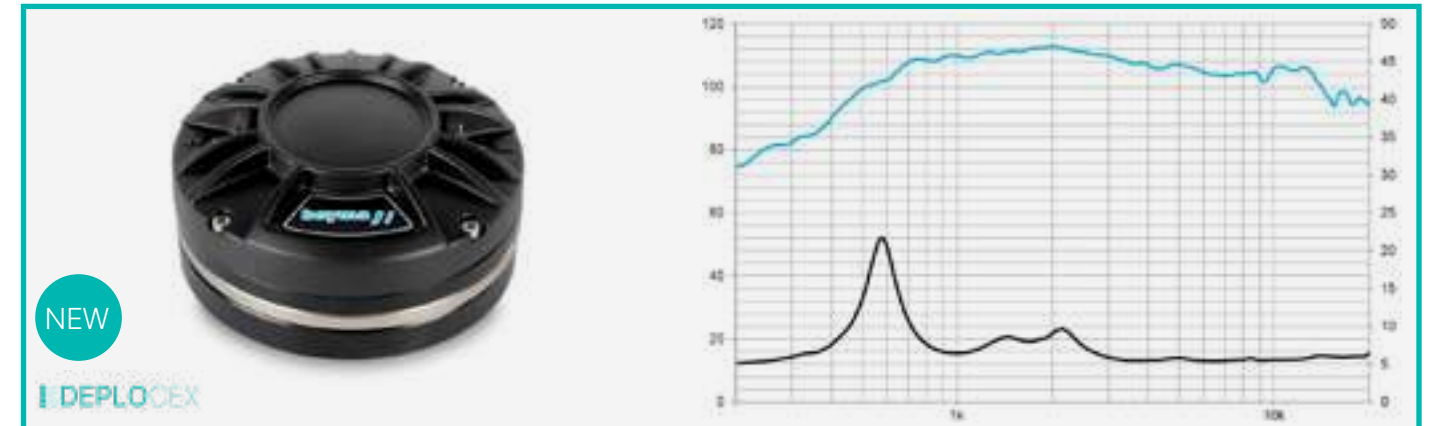


TECHNICAL SPECIFICATIONS	
Throat diameter (in)	2
Nominal impedance (Ohm)	8
Minimum impedance (Ohm)	7,2
Re (Ohm)	5,5
Power capacity (W AES)	80
Program power (W)	160
Sensitivity (dB)	109
Frequency range (Hz)	500-18000
Recom. crossover frequency (Hz)	800
Voice coil diameter (in)	2,85
Flux density (T)	1,55
BL factor (N/A)	8,8
Diaphragm material	Ti/Polyester

CONSTRUCTION DETAILS	
External diameter (mm)	156
Depth	75 mm 2.95 in
Net weight (kg)	4,5
Total weight (kg)	5
Magnet	Ferr

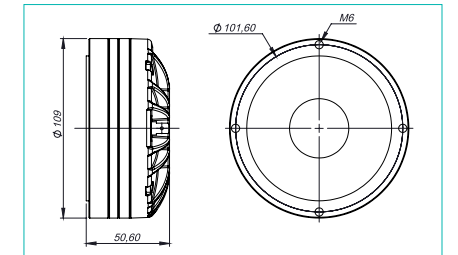


CD-314ND/TI

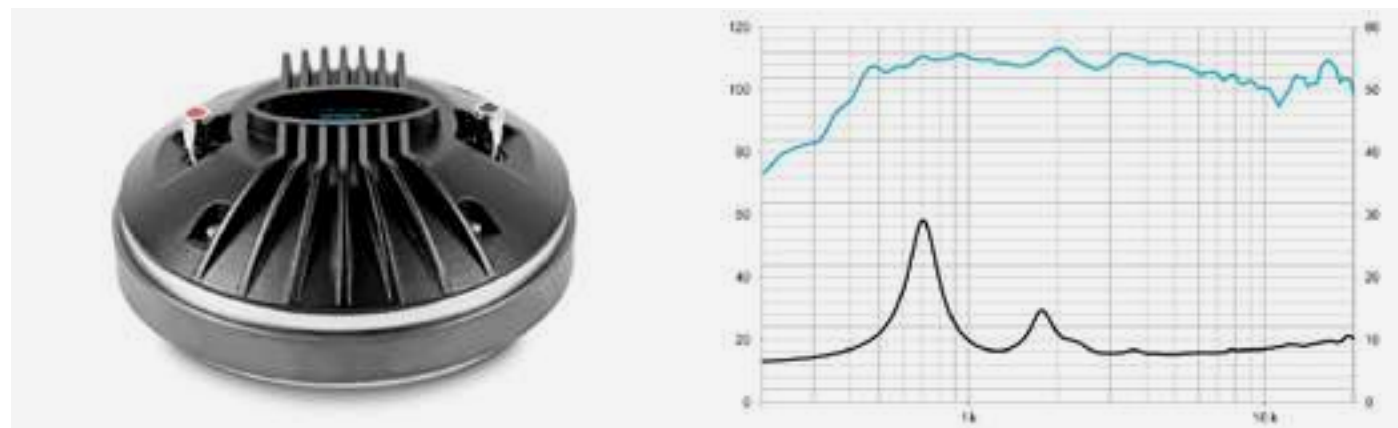


TECHNICAL SPECIFICATIONS	
Throat diameter (in)	1,4
Nominal impedance (Ohm)	8
Minimum impedance (Ohm)	5,5
Re (Ohm)	4,4
Power capacity (W AES)	130
Program power (W)	260
Sensitivity (dB)	110
Frequency range (Hz)	600-20000
Recom. crossover frequency (Hz)	800
Voice coil diameter (in)	3
Flux density (T)	2
BL factor (N/A)	10
Diaphragm material	Titanium

CONSTRUCTION DETAILS	
External diameter (mm)	109
Depth	50.6 mm 2 in
Net weight (kg)	1,8
Total weight (kg)	2
Magnet	Nd

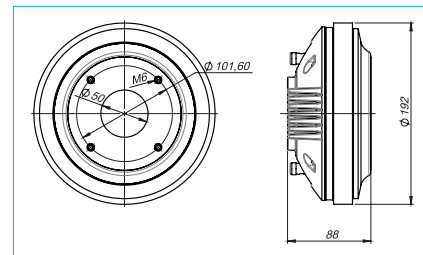


CP-750/TI

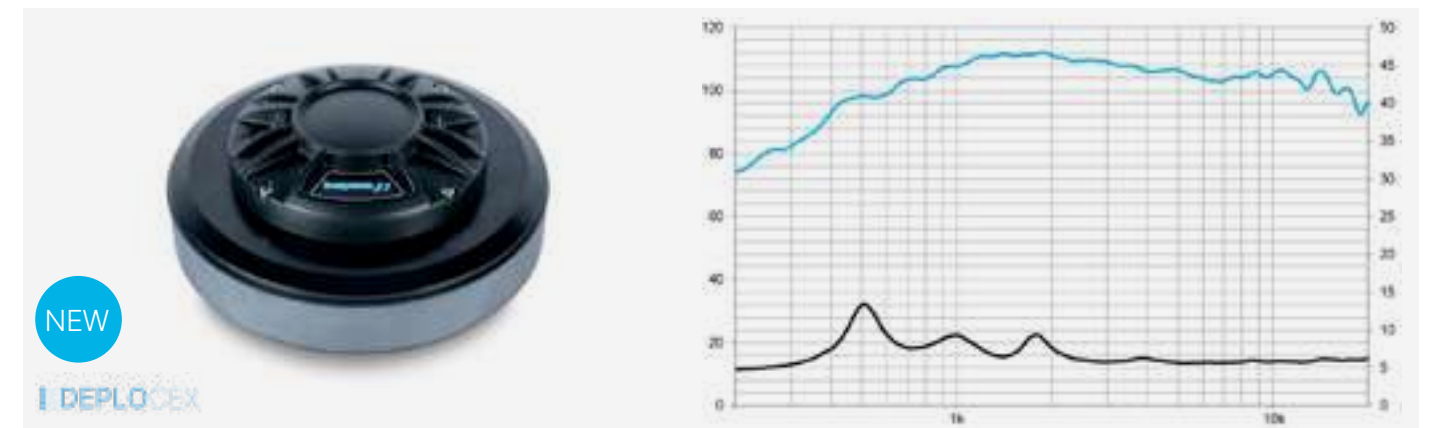


TECHNICAL SPECIFICATIONS	
Throat diameter (in)	2
Nominal impedance (Ohm)	8
Minimum impedance (Ohm)	7,7
Re (Ohm)	5,5
Power capacity (W AES)	70
Program power (W)	140
Sensitivity (dB)	110
Frequency range (Hz)	600-20000
Recom. crossover frequency (Hz)	800
Voice coil diameter (in)	2,85
Flux density (T)	1,9
BL factor (N/A)	10
Diaphragm material	Ti/Polyester

CONSTRUCTION DETAILS	
External diameter (mm)	192
Depth	88 mm 3.46 in
Net weight (kg)	7,05
Total weight (kg)	7,3
Magnet	Ferr

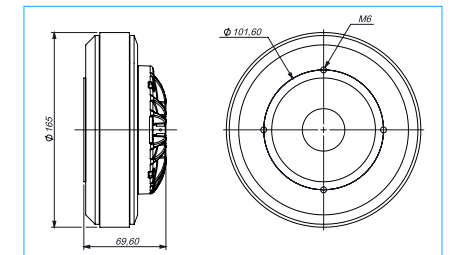


CD-314FE/TI

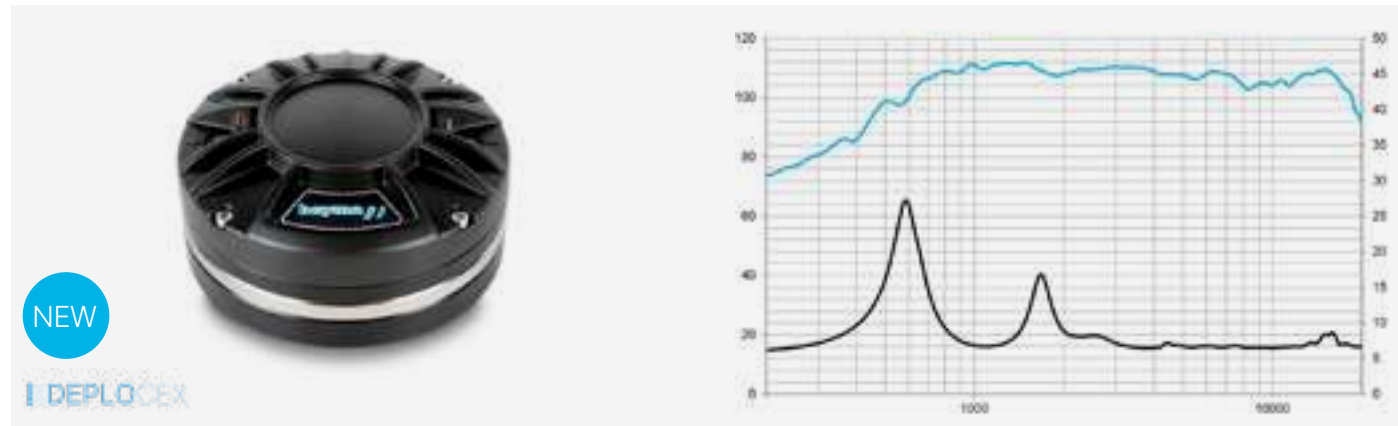


TECHNICAL SPECIFICATIONS	
Throat diameter (in)	1,4
Nominal impedance (Ohm)	8
Minimum impedance (Ohm)	5,6
Re (Ohm)	4,4
Power capacity (W AES)	130
Program power (W)	260
Sensitivity (dB)	109
Frequency range (Hz)	600-20000
Recom. crossover frequency (Hz)	800
Voice coil diameter (in)	3
Flux density (T)	1,8
BL factor (N/A)	9,5
Diaphragm material	Titanium

CONSTRUCTION DETAILS	
External diameter (mm)	165
Depth	69.6 mm 2.74 in
Net weight (kg)	5,4
Total weight (kg)	5,6
Magnet	Ferr

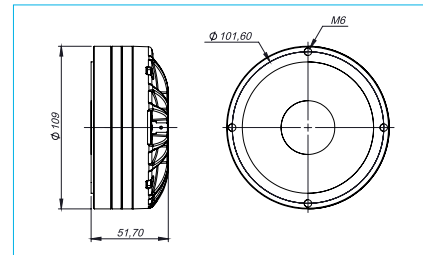


CD-2514ND/PK

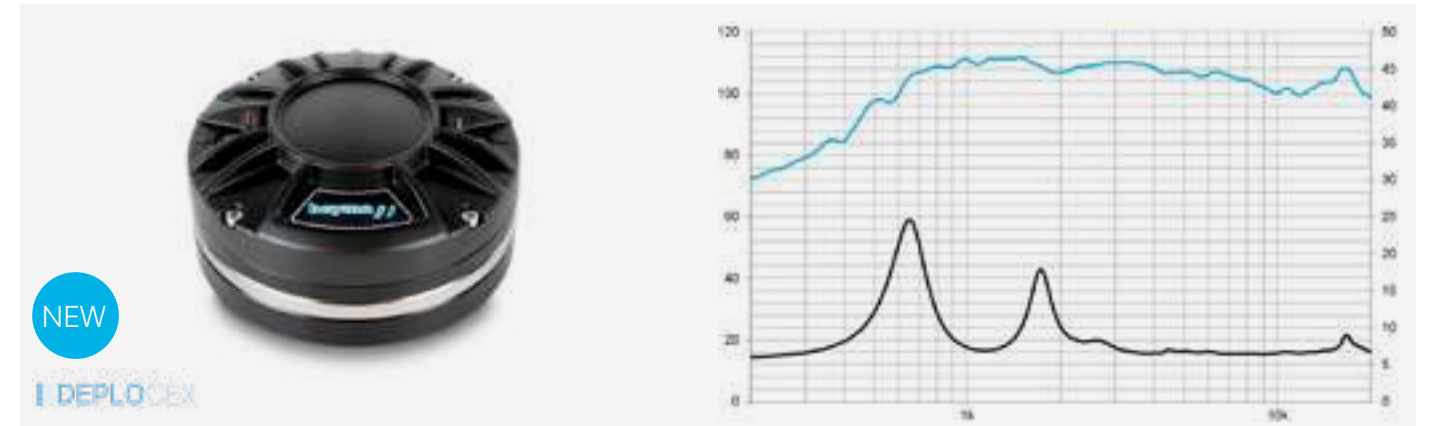


TECHNICAL SPECIFICATIONS	
Throat diameter (in)	1,4
Nominal impedance (Ohm)	8
Minimum impedance (Ohm)	6,5
Re (Ohm)	4,4
Power capacity (W AES)	100
Program power (W)	200
Sensitivity (dB)	109,5
Frequency range (Hz)	600-20000
Recom. crossover frequency (Hz)	800
Voice coil diameter (in)	2,5
Flux density (T)	2
BL factor (N/A)	8,5
Diaphragm material	High Temperature Polymer

CONSTRUCTION DETAILS	
External diameter (mm)	109
Depth	54,7 mm 2.03 in
Net weight (kg)	1,8
Total weight (kg)	2
Magnet	Nd

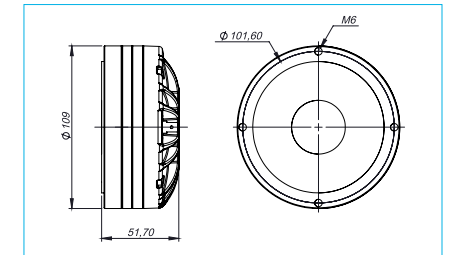


CD-2514ND/PT

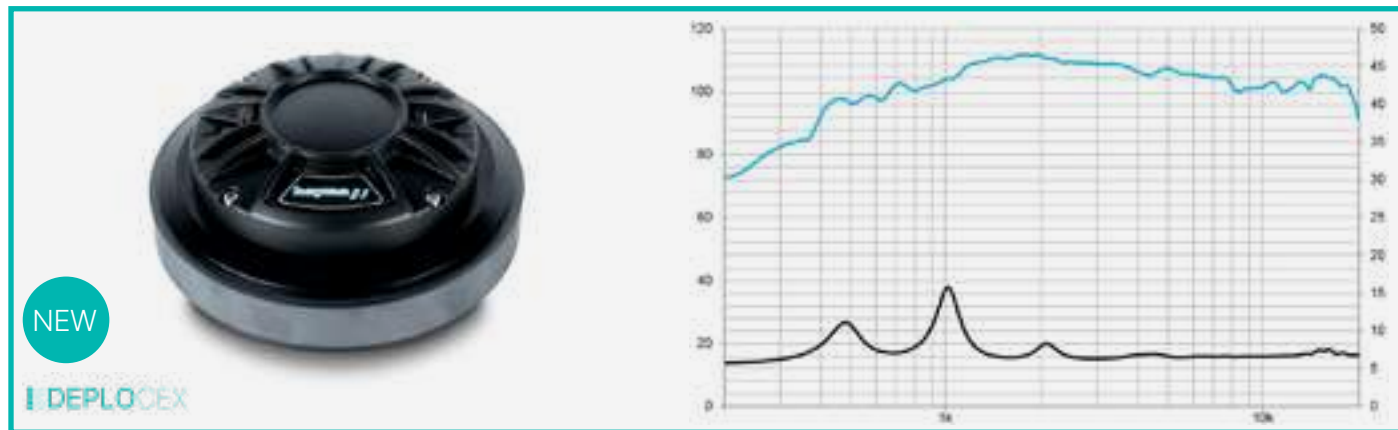


TECHNICAL SPECIFICATIONS	
Throat diameter (in)	1,4
Nominal impedance (Ohm)	8
Minimum impedance (Ohm)	6,5
Re (Ohm)	4,4
Power capacity (W AES)	100
Program power (W)	200
Sensitivity (dB)	109
Frequency range (Hz)	600-20000
Recom. crossover frequency (Hz)	800
Voice coil diameter (in)	2,5
Flux density (T)	2
BL factor (N/A)	8,5
Diaphragm material	Advanced Polyester

CONSTRUCTION DETAILS	
External diameter (mm)	109
Depth	54,7 mm 2.03 in
Net weight (kg)	1,8
Total weight (kg)	2
Magnet	Nd

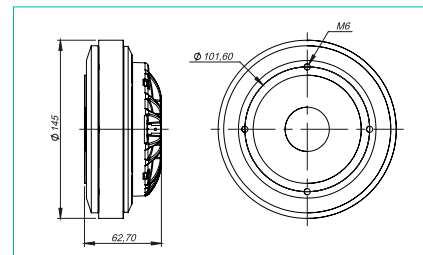


CD-2514FE/PK

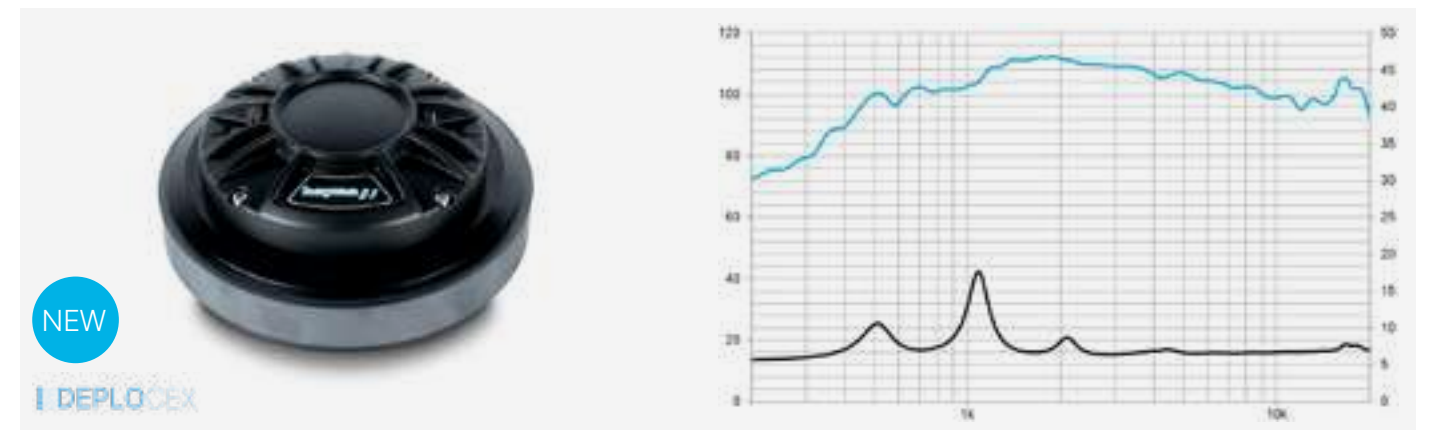


TECHNICAL SPECIFICATIONS	
Throat diameter (in)	1,4
Nominal impedance (Ohm)	8
Minimum impedance (Ohm)	6,3
Re (Ohm)	4,4
Power capacity (W AES)	100
Program power (W)	200
Sensitivity (dB)	109
Frequency range (Hz)	600-20000
Recom. crossover frequency (Hz)	800
Voice coil diameter (in)	2,5
Flux density (T)	1,6
BL factor (N/A)	6,3
Diaphragm material	High Temperature Polymer

CONSTRUCTION DETAILS	
External diameter (mm)	145
Depth	62,7 mm 2.47 in
Net weight (kg)	3,5
Total weight (kg)	3,7
Magnet	Ferr

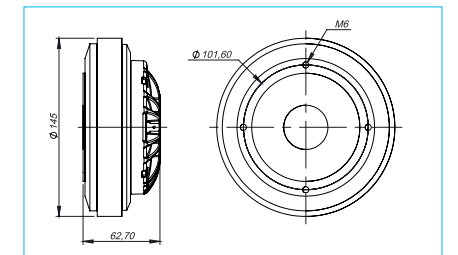


CD-2514FE/PT

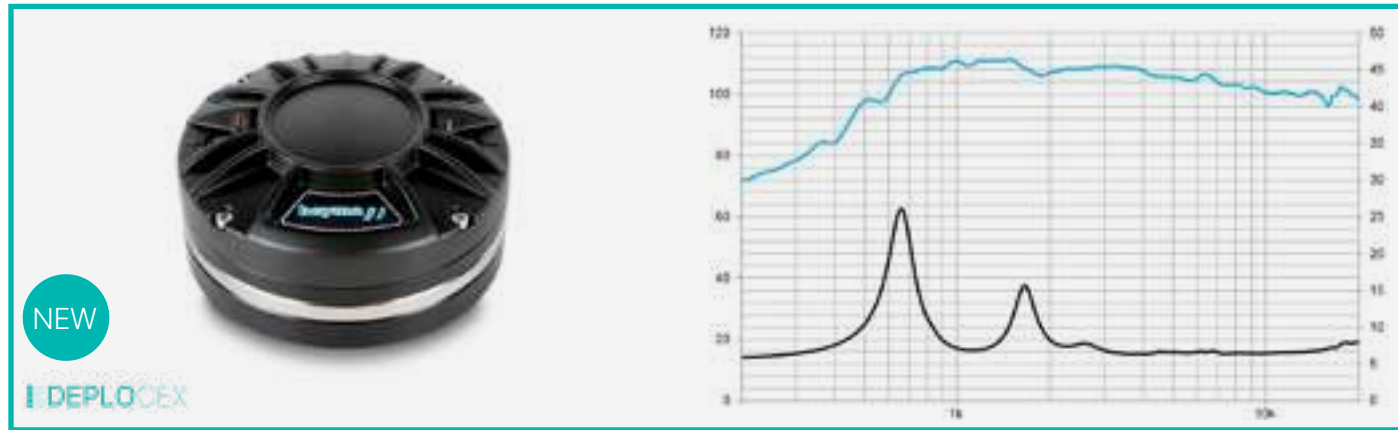


TECHNICAL SPECIFICATIONS	
Throat diameter (in)	1,4
Nominal impedance (Ohm)	8
Minimum impedance (Ohm)	6,3
Re (Ohm)	4,4
Power capacity (W AES)	100
Program power (W)	200
Sensitivity (dB)	108,5
Frequency range (Hz)	600-20000
Recom. crossover frequency (Hz)	800
Voice coil diameter (in)	2,5
Flux density (T)	1,6
BL factor (N/A)	6,3
Diaphragm material	Advanced Polyester

CONSTRUCTION DETAILS	
External diameter (mm)	145
Depth	62,7 mm 2.47 in
Net weight (kg)	3,5
Total weight (kg)	3,7
Magnet	Ferr

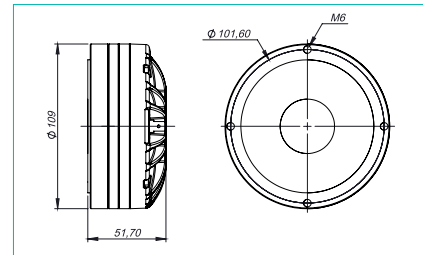


CD-2514ND/TI

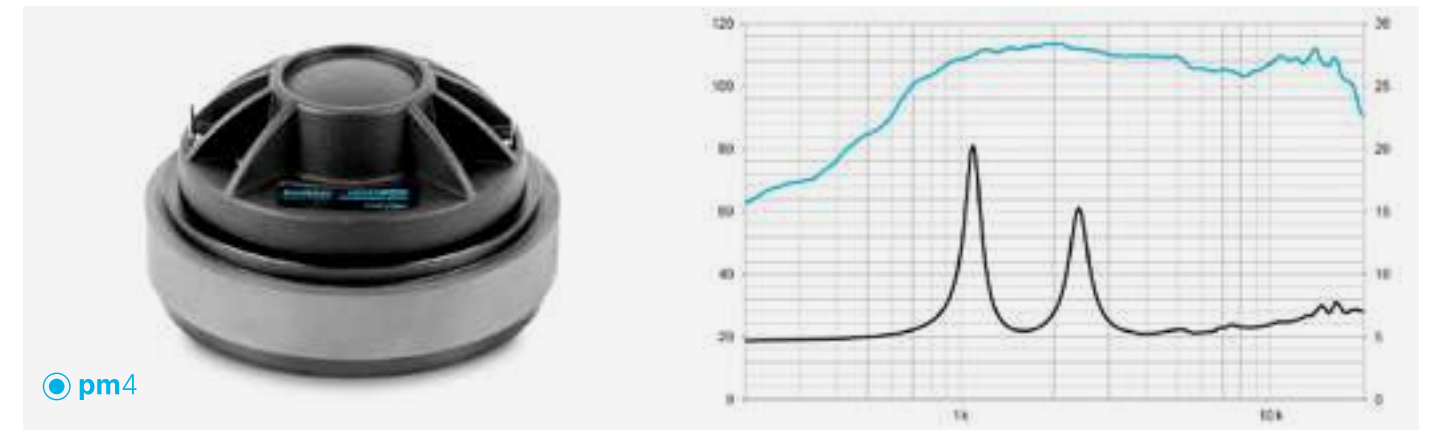


TECHNICAL SPECIFICATIONS	
Throat diameter (in)	1,4
Nominal impedance (Ohm)	8
Minimum impedance (Ohm)	6,5
Re (Ohm)	4,4
Power capacity (W AES)	100
Program power (W)	200
Sensitivity (dB)	108,5
Frequency range (Hz)	600-20000
Recom. crossover frequency (Hz)	800
Voice coil diameter (in)	2,5
Flux density (T)	2
BL factor (N/A)	8,5
Diaphragm material	Titanium

CONSTRUCTION DETAILS	
External diameter (mm)	109
Depth	54,7 mm 2.03 in
Net weight (kg)	1,8
Total weight (kg)	2
Magnet	Nd

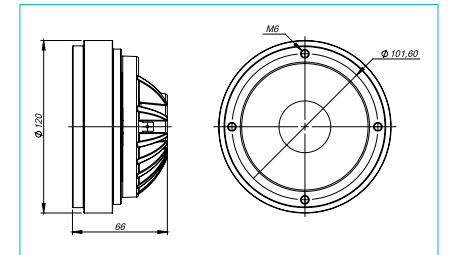


CD-1014FE/N

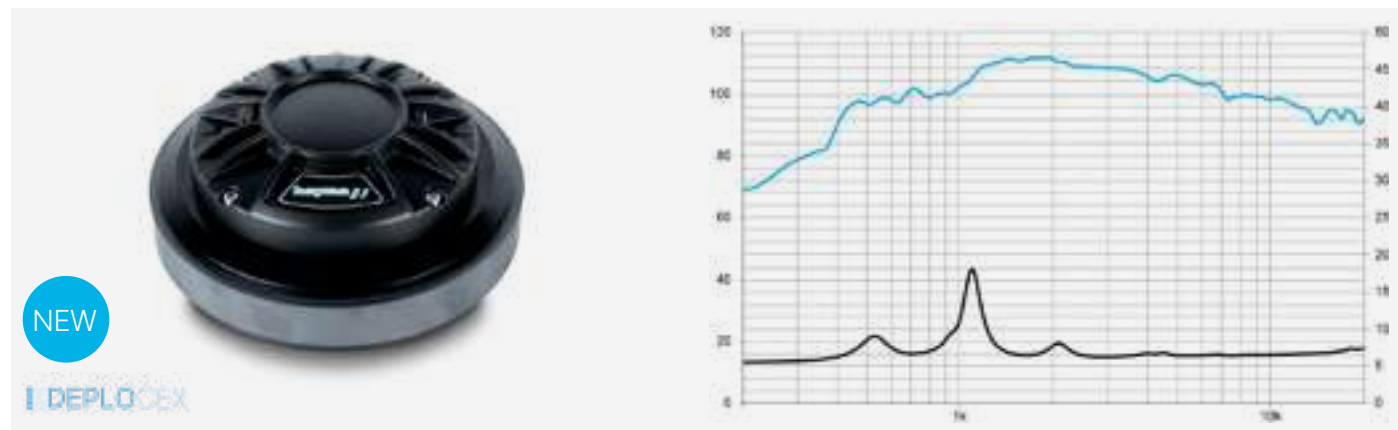


TECHNICAL SPECIFICATIONS	
Throat diameter (in)	1,4
Nominal impedance (Ohm)	8
Minimum impedance (Ohm)	5,2
Re (Ohm)	4,3
Power capacity (W AES)	70
Program power (W)	140
Sensitivity (dB)	110
Frequency range (Hz)	700-19000
Recom. crossover frequency (Hz)	1200
Voice coil diameter (in)	1,75
Flux density (T)	1,65
BL factor (N/A)	6,6
Diaphragm material	PM4

CONSTRUCTION DETAILS	
External diameter (mm)	120
Depth	66 mm 2.60 in
Net weight (kg)	2
Total weight (kg)	2,7
Magnet	Ferr

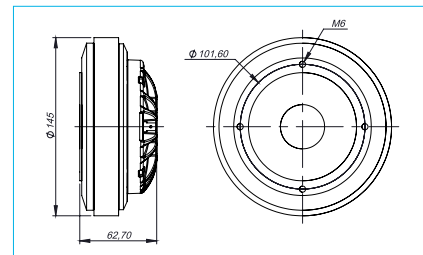


CD-2514FE/TI

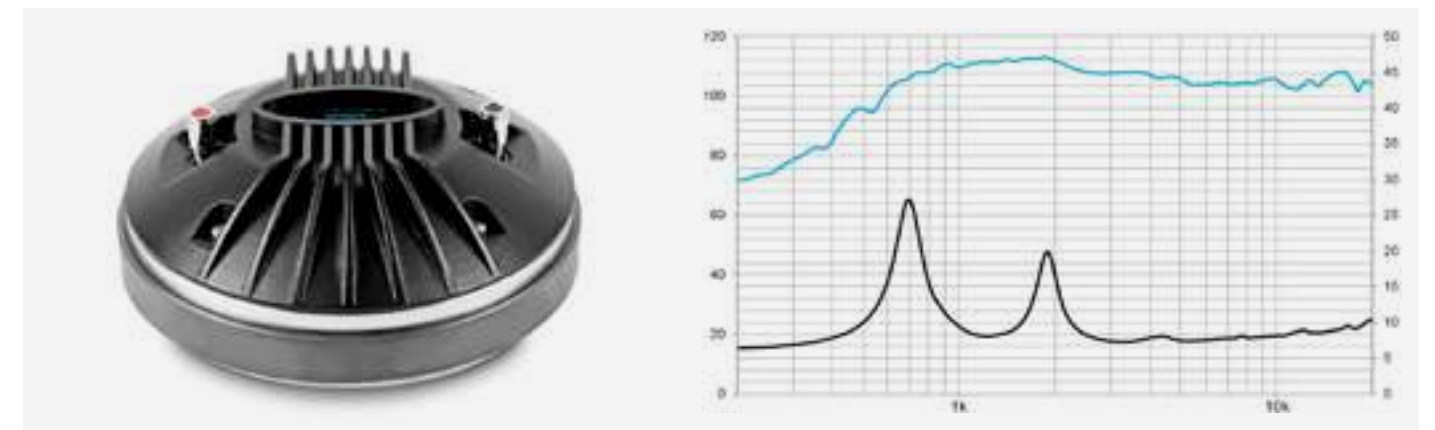


TECHNICAL SPECIFICATIONS	
Throat diameter (in)	1,4
Nominal impedance (Ohm)	8
Minimum impedance (Ohm)	6,3
Re (Ohm)	4,4
Power capacity (W AES)	100
Program power (W)	200
Sensitivity (dB)	108
Frequency range (Hz)	600-20000
Recom. crossover frequency (Hz)	800
Voice coil diameter (in)	2,5
Flux density (T)	1,6
BL factor (N/A)	6,3
Diaphragm material	Titanium

CONSTRUCTION DETAILS	
External diameter (mm)	145
Depth	62,7 mm 2.47 in
Net weight (kg)	3,5
Total weight (kg)	3,7
Magnet	Ferr

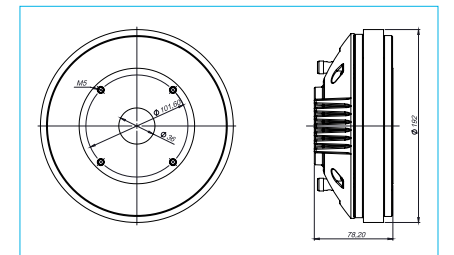


CP-755TI

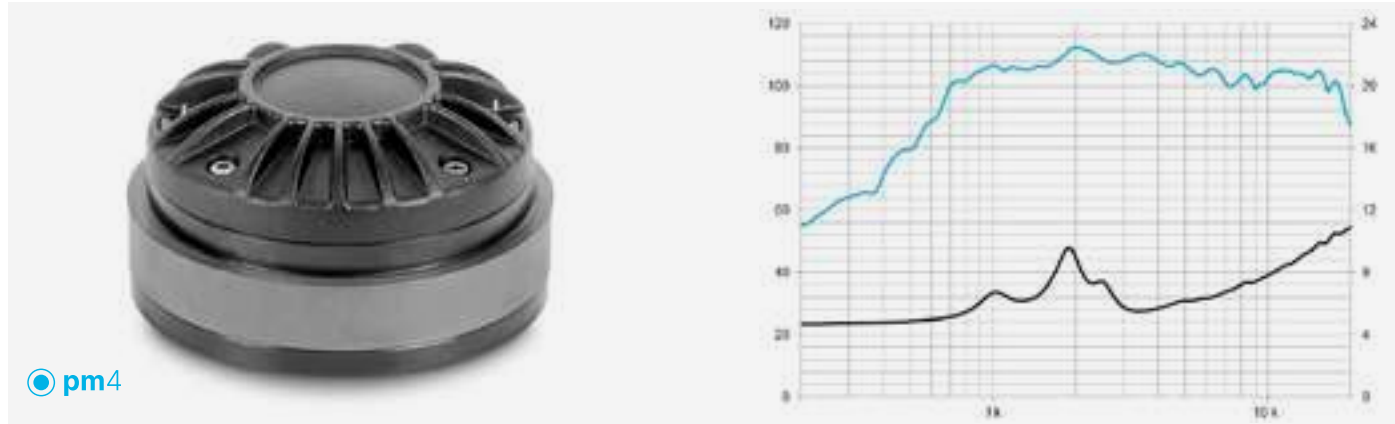


TECHNICAL SPECIFICATIONS	
Throat diameter (in)	1,4
Nominal impedance (Ohm)	8
Minimum impedance (Ohm)	7,3
Re (Ohm)	5,5
Power capacity (W AES)	70
Program power (W)	140
Sensitivity (dB)	110
Frequency range (Hz)	600-20000
Recom. crossover frequency (Hz)	800
Voice coil diameter (in)	2,85
Flux density (T)	1,875
BL factor (N/A)	10
Diaphragm material	Ti/Polyester

CONSTRUCTION DETAILS	
External diameter (mm)	192
Depth	78 mm 3.07 in
Net weight (kg)	6,75
Total weight (kg)	7
Magnet	Ferr

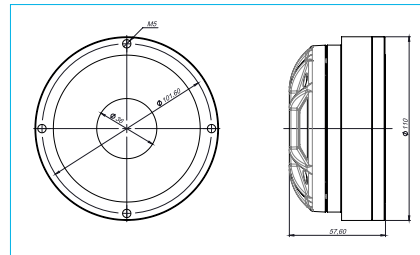


CD-1114FE

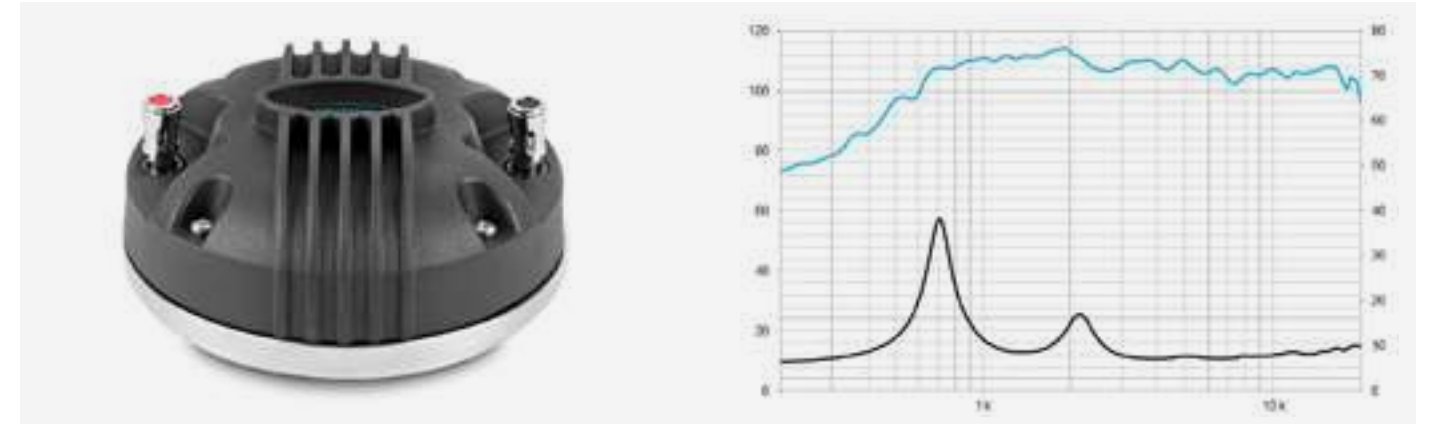


TECHNICAL SPECIFICATIONS	
Throat diameter (in)	1,4
Nominal impedance (Ohm)	8
Minimum impedance (Ohm)	5,5
Re (Ohm)	4,4
Power capacity (W AES)	70
Program power (W)	140
Sensitivity (dB)	109
Frequency range (Hz)	700-19000
Recom. crossover frequency (Hz)	1500
Voice coil diameter (in)	1,75
Flux density (T)	1,5
BL factor (N/A)	6,6
Diaphragm material	PM4

CONSTRUCTION DETAILS	
External diameter (mm)	110
Depth	58 mm 2.3 in
Net weight (kg)	1,9
Total weight (kg)	2
Magnet	Ferr

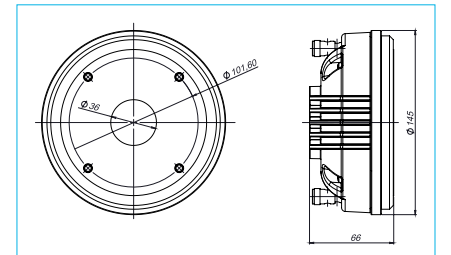


CP-755ND

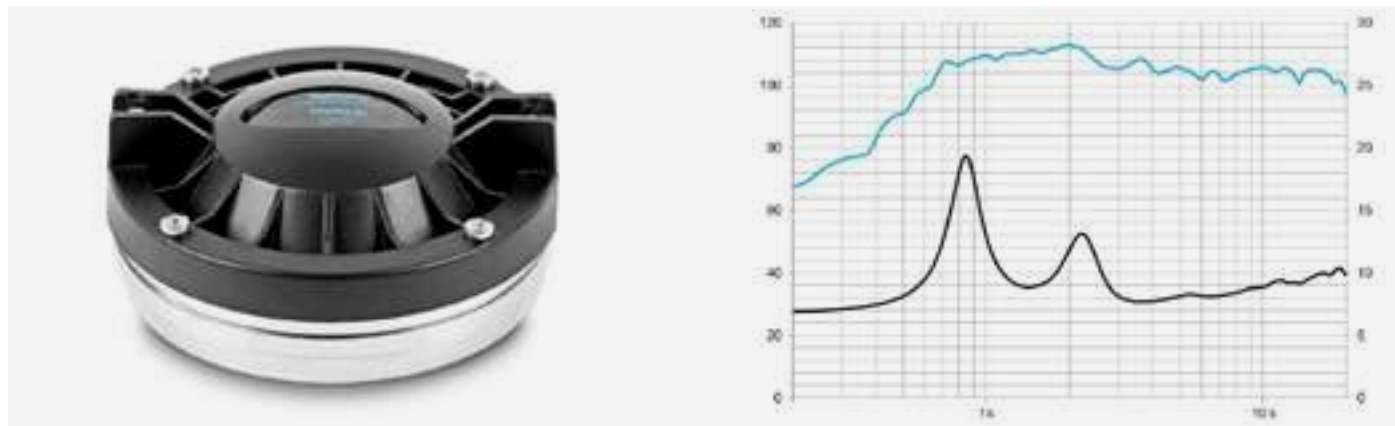


TECHNICAL SPECIFICATIONS	
Throat diameter (in)	1,4
Nominal impedance (Ohm)	8
Minimum impedance (Ohm)	7,1
Re (Ohm)	5,5
Power capacity (W AES)	60
Program power (W)	120
Sensitivity (dB)	110
Frequency range (Hz)	600-20000
Recom. crossover frequency (Hz)	800
Voice coil diameter (in)	2,85
Flux density (T)	2,2
BL factor (N/A)	11,5
Diaphragm material	Ti/Polyester

CONSTRUCTION DETAILS	
External diameter (mm)	145
Depth	66 mm 2.60 in
Mounting	
Cutout diameter	
Net weight (kg)	2,9
Total weight (kg)	3,2
Magnet	Nd

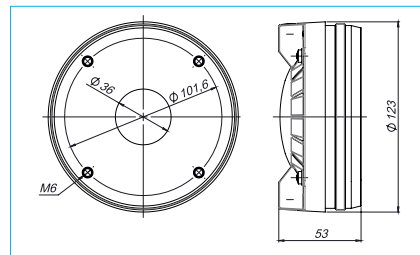


SMC-65ND

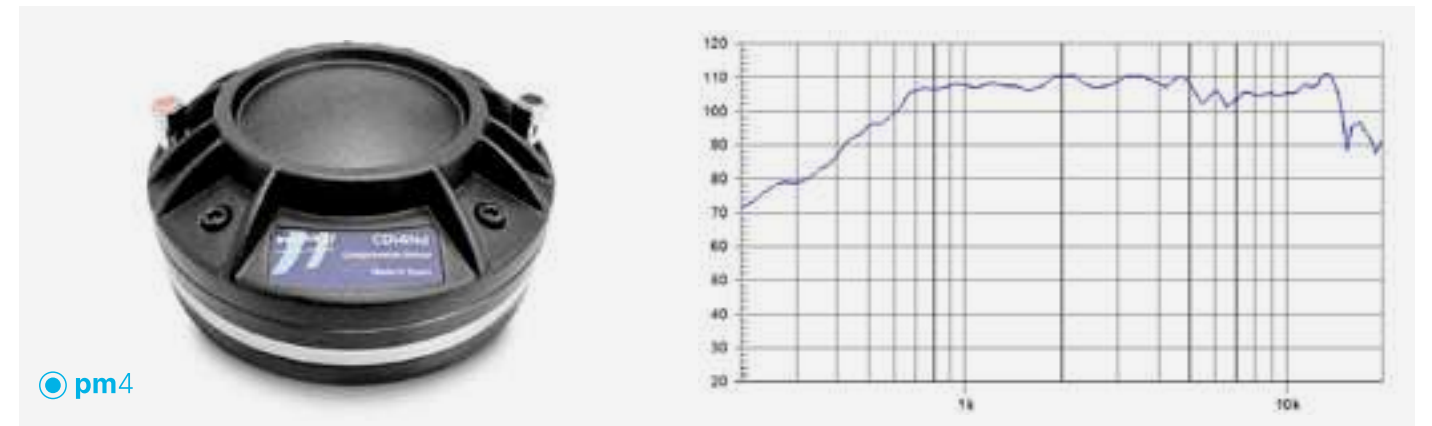


TECHNICAL SPECIFICATIONS	
Throat diameter (in)	1,4
Nominal impedance (Ohm)	8
Minimum impedance (Ohm)	7,5
Re (Ohm)	5,5
Power capacity (W AES)	70
Program power (W)	140
Sensitivity (dB)	108
Frequency range (Hz)	600-20000
Recom. crossover frequency (Hz)	800
Voice coil diameter (in)	2,85
Flux density (T)	2
BL factor (N/A)	11,3
Diaphragm material	Ti/Polyester

CONSTRUCTION DETAILS	
External diameter (mm)	123
Depth	53 mm 2.1 in
Net weight (kg)	2,2
Total weight (kg)	2,7
Magnet	Nd

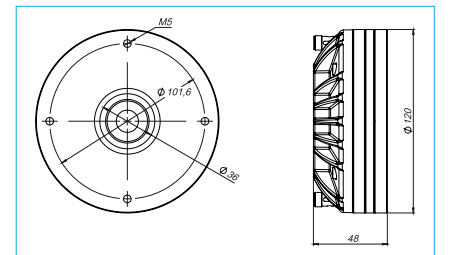


CD-14ND

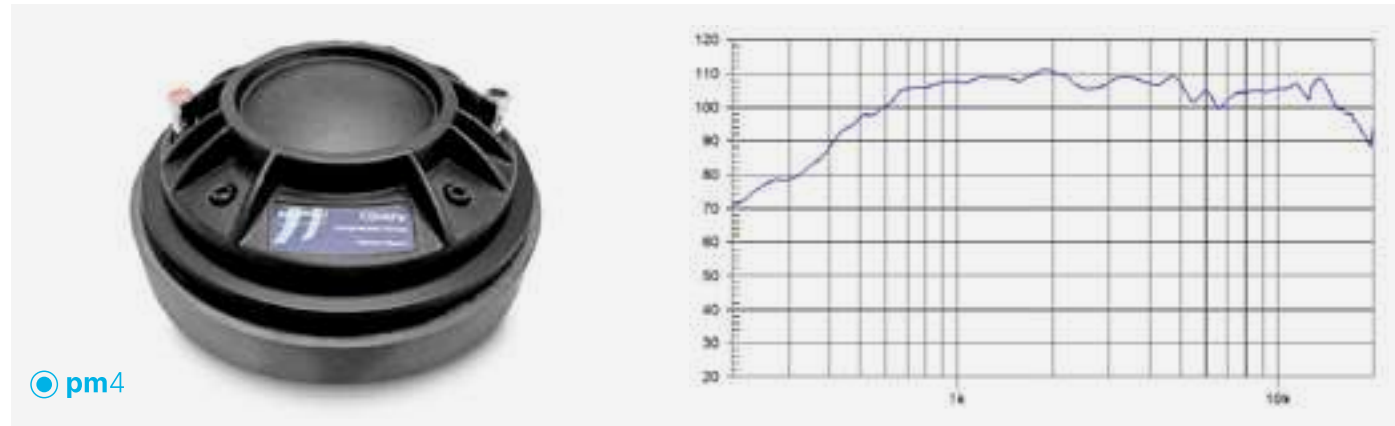


TECHNICAL SPECIFICATIONS	
Throat diameter (in)	1,4
Nominal impedance (Ohm)	8
Minimum impedance (Ohm)	7,6
Re (Ohm)	5,3
Power capacity (W AES)	60
Program power (W)	120
Sensitivity (dB)	108
Frequency range (Hz)	600-17000
Recom. crossover frequency (Hz)	800
Voice coil diameter (in)	2,5
Flux density (T)	1,7
BL factor (N/A)	10
Diaphragm material	PM4

CONSTRUCTION DETAILS	
External diameter (mm)	120
Depth	49 mm 1.93 in
Net weight (kg)	1,9
Total weight (kg)	2,1
Magnet	Nd

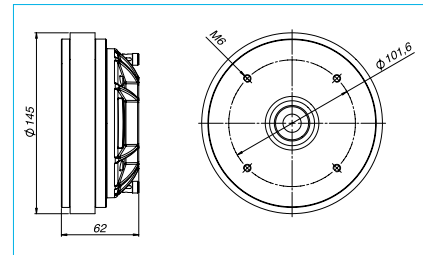


CD-14FE

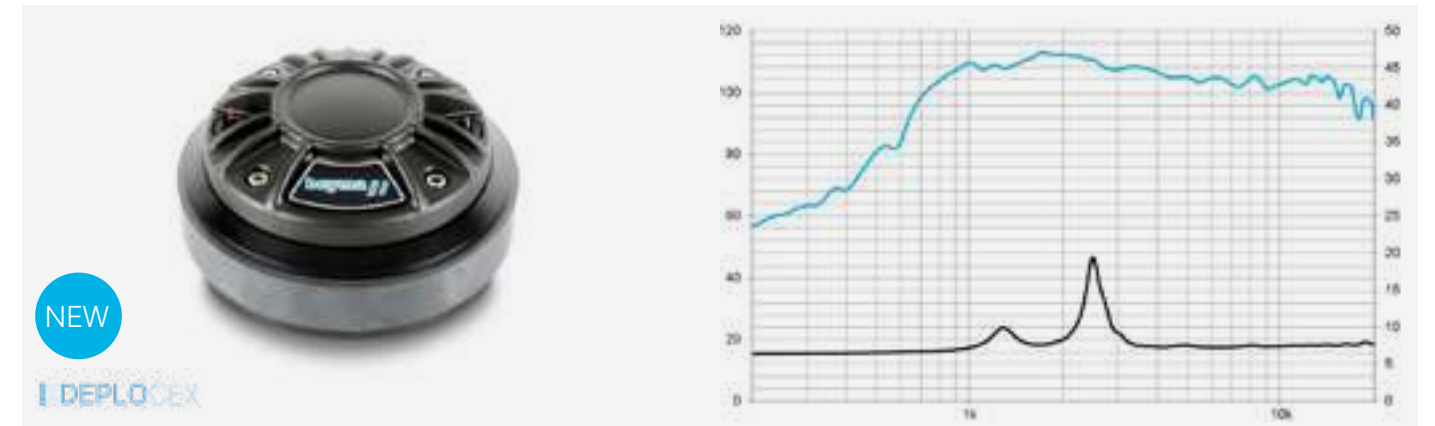


TECHNICAL SPECIFICATIONS	
Throat diameter (in)	1,4
Nominal impedance (Ohm)	8
Minimum impedance (Ohm)	7
Re (Ohm)	5,3
Power capacity (W AES)	60
Program power (W)	120
Sensitivity (dB)	107
Frequency range (Hz)	500-16000
Recom. crossover frequency (Hz)	800
Voice coil diameter (in)	2,5
Flux density (T)	1,55
BL factor (N/A)	9,1
Diaphragm material	PM4

CONSTRUCTION DETAILS	
External diameter (mm)	145
Depth	62 mm 2.44 in
Net weight (kg)	3,3
Total weight (kg)	3,5
Magnet	Ferr

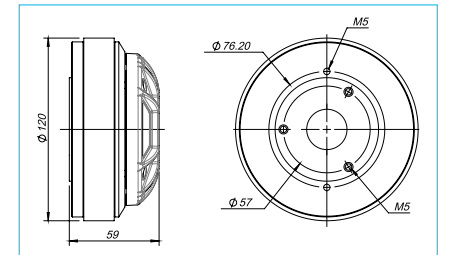


CD-171FE/PK

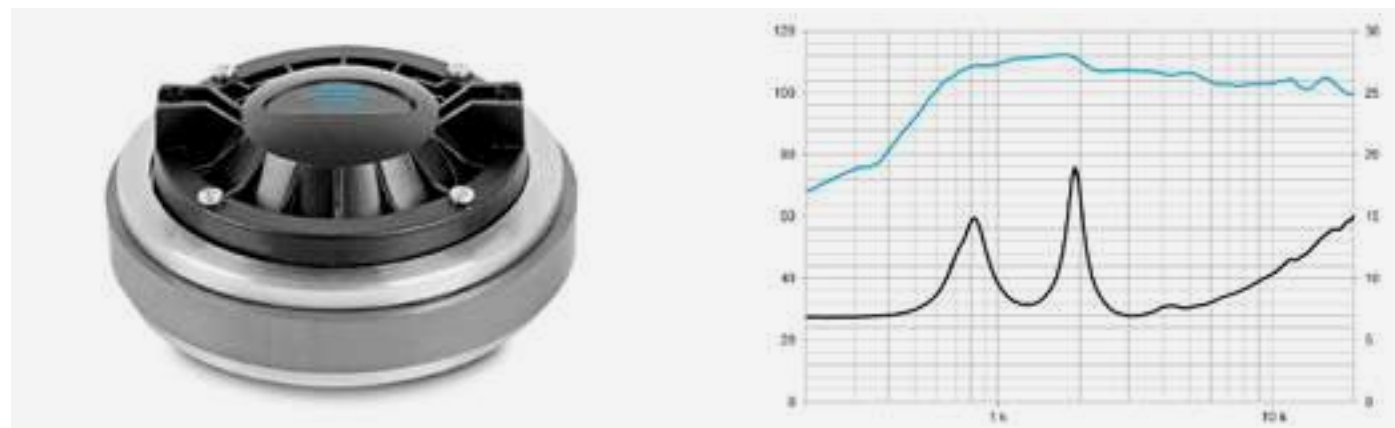


TECHNICAL SPECIFICATIONS	
Throat diameter (in)	1
Nominal impedance (Ohm)	8
Minimum impedance (Ohm)	5,3
Re (Ohm)	4,5
Power capacity (W AES)	70
Program power (W)	140
Sensitivity (dB)	110
Frequency range (Hz)	900-20000
Recom. crossover frequency (Hz)	1800
Voice coil diameter (in)	1,75
Flux density (T)	1,6
BL factor (N/A)	6
Diaphragm material	High Temperature Polymer

CONSTRUCTION DETAILS	
External diameter (mm)	102
Depth	44.4 mm 1.75 in
Net weight (kg)	1,3
Total weight (kg)	1,4
Magnet	Ferr

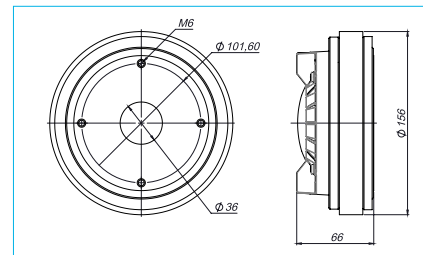


SMC-65

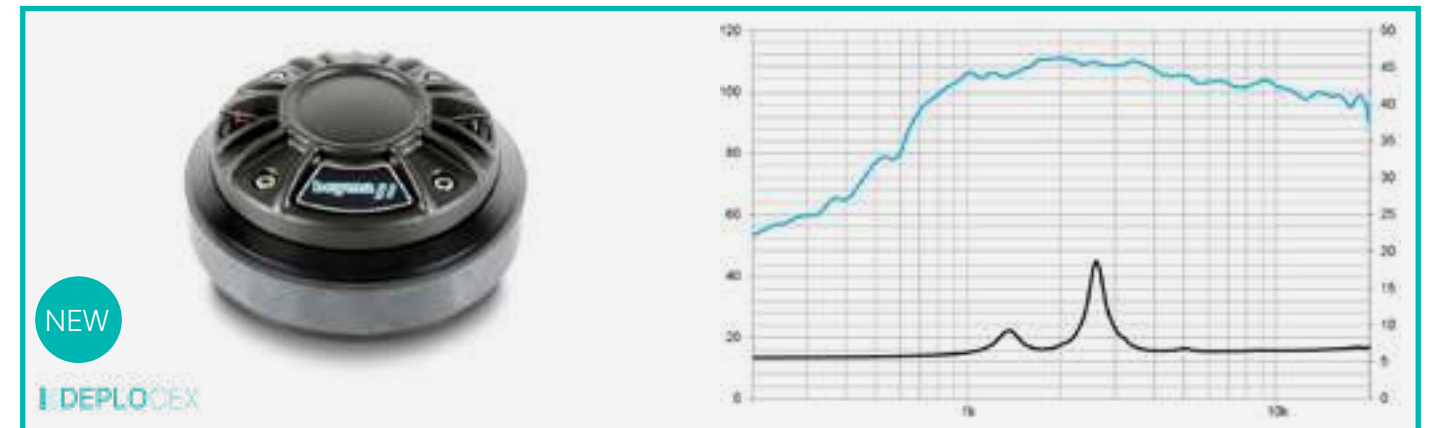


TECHNICAL SPECIFICATIONS	
Throat diameter (in)	1,4
Nominal impedance (Ohm)	8
Minimum impedance (Ohm)	6,9
Re (Ohm)	5,5
Power capacity (W AES)	50
Program power (W)	100
Sensitivity (dB)	107
Frequency range (Hz)	700-18000
Recom. crossover frequency (Hz)	800
Voice coil diameter (in)	2,85
Flux density (T)	1,55
BL factor (N/A)	8,8
Diaphragm material	Ti/Polyester

CONSTRUCTION DETAILS	
External diameter (mm)	156
Depth	66 mm 2.60 in
Net weight (kg)	4,2
Total weight (kg)	4,7
Magnet	Ferr

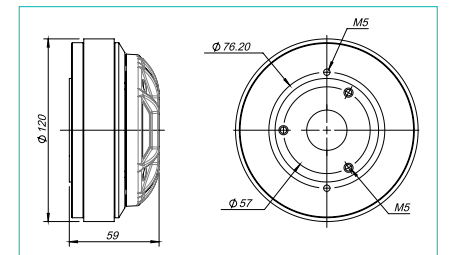


CD-171FE/PT

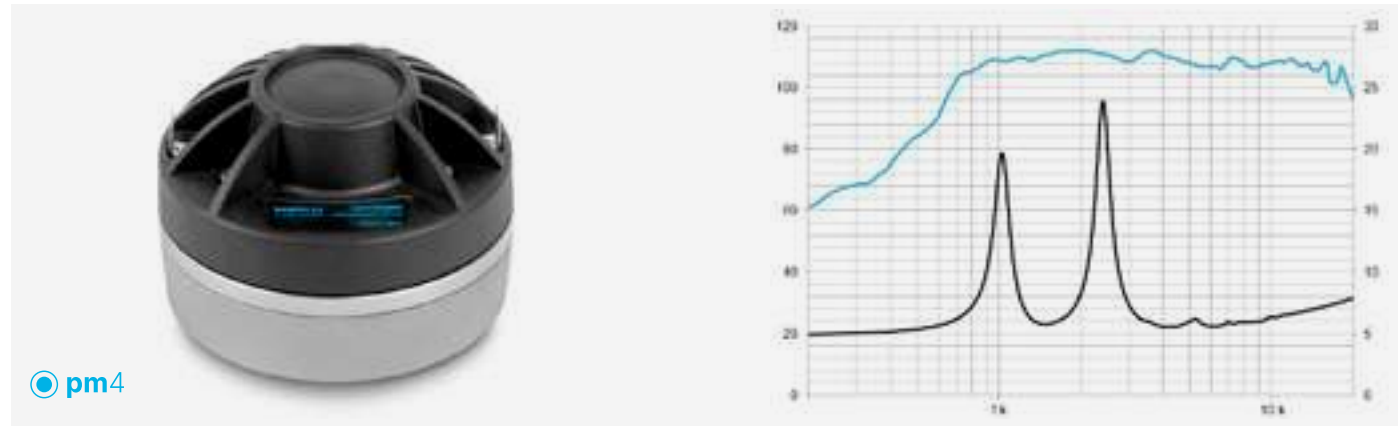


TECHNICAL SPECIFICATIONS	
Throat diameter (in)	1
Nominal impedance (Ohm)	8
Minimum impedance (Ohm)	6,1
Re (Ohm)	4,1
Power capacity (W AES)	80
Program power (W)	160
Sensitivity (dB)	108
Frequency range (Hz)	800-20000
Recom. crossover frequency (Hz)	1200
Voice coil diameter (in)	1,75
Flux density (T)	1,6
BL factor (N/A)	5,4
Diaphragm material	Advanced Polyester

CONSTRUCTION DETAILS	
External diameter (mm)	120
Depth	59 mm 2.32 in
Net weight (kg)	2,3
Total weight (kg)	2,4
Magnet	Ferr

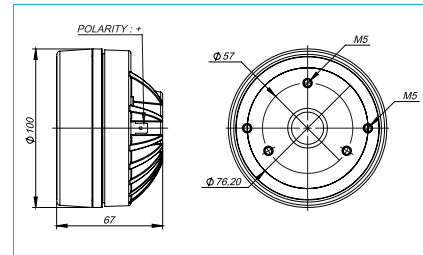


CD-10ND/N

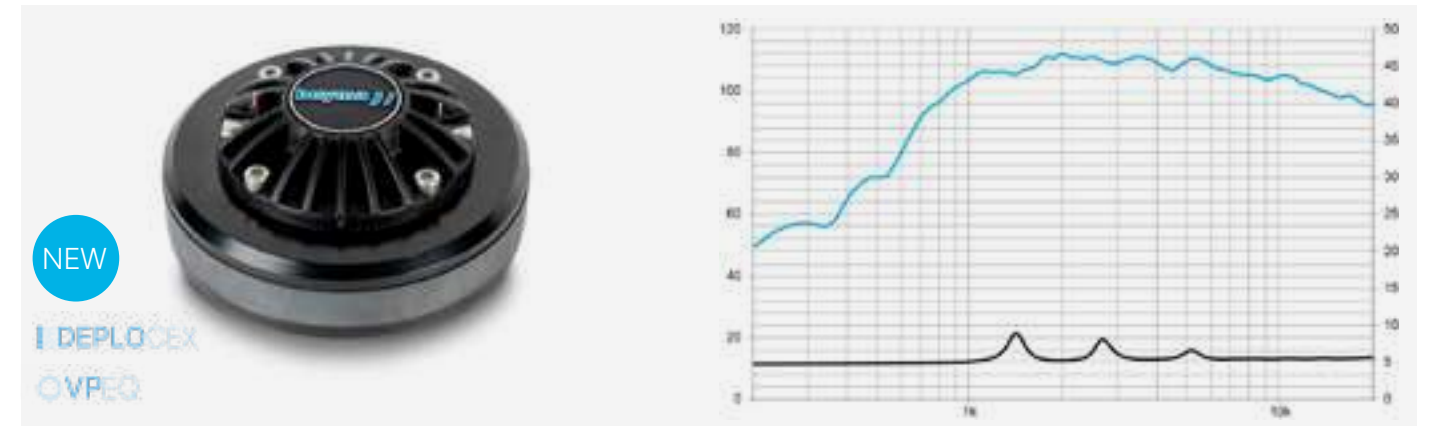


TECHNICAL SPECIFICATIONS	
Throat diameter (in)	1
Nominal impedance (Ohm)	8
Minimum impedance (Ohm)	5,3
Re (Ohm)	4,3
Power capacity (W AES)	70
Program power (W)	140
Sensitivity (dB)	111
Frequency range (Hz)	700-19000
Recom. crossover frequency (Hz)	1200
Voice coil diameter (in)	1,75
Flux density (T)	2,2
BL factor (N/A)	8,9
Diaphragm material	PM4

CONSTRUCTION DETAILS	
External diameter (mm)	100
Depth	66.4 mm 2.61 in
Net weight (kg)	1,2
Total weight (kg)	1,3
Magnet	Nd

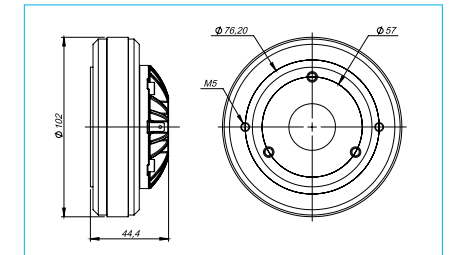


CD-151FE/PT

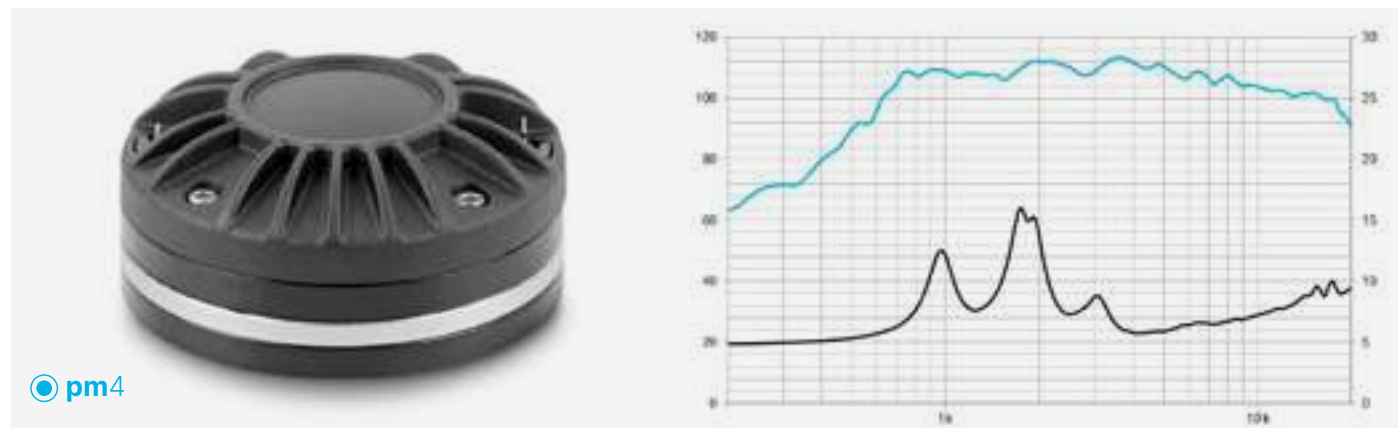


TECHNICAL SPECIFICATIONS	
Throat diameter (in)	1
Nominal impedance (Ohm)	8
Minimum impedance (Ohm)	5,3
Re (Ohm)	4,5
Power capacity (W AES)	70
Program power (W)	140
Sensitivity (dB)	110
Frequency range (Hz)	900-20000
Recom. crossover frequency (Hz)	1800
Voice coil diameter (in)	1,5
Flux density (T)	1,6
BL factor (N/A)	6
Diaphragm material	Advanced Polyester

CONSTRUCTION DETAILS	
External diameter (mm)	102
Depth	44.4 mm 1.75 in
Net weight (kg)	1,3
Total weight (kg)	1,4
Magnet	Ferr

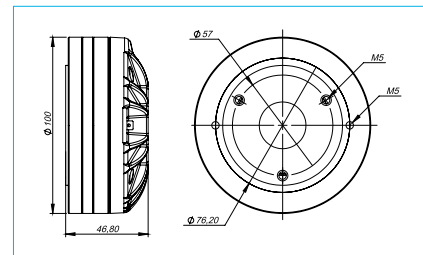


CD-11ND

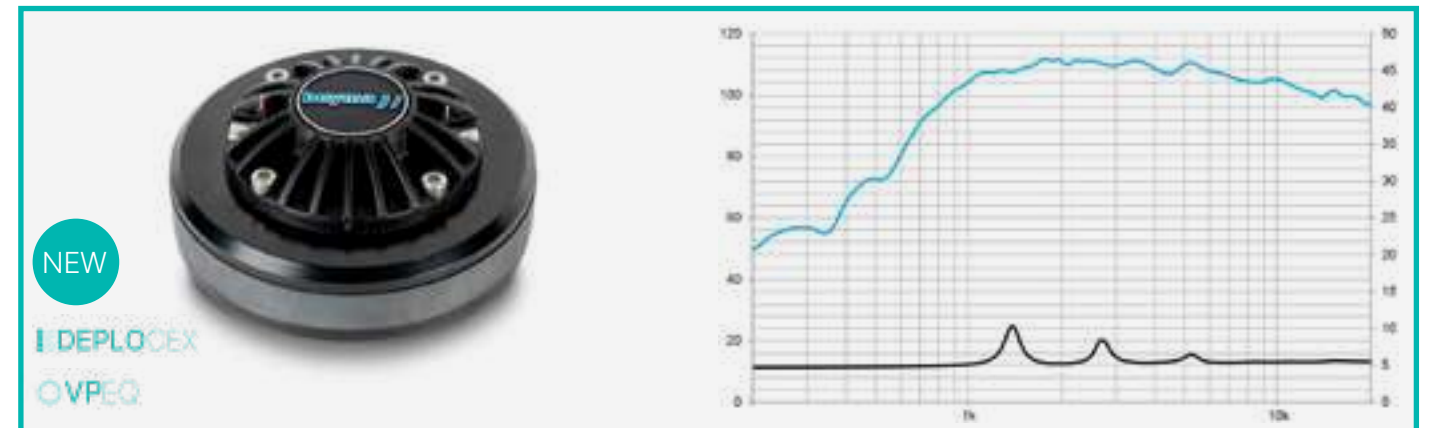


TECHNICAL SPECIFICATIONS	
Throat diameter (in)	1
Nominal impedance (Ohm)	8
Minimum impedance (Ohm)	5,5
Re (Ohm)	4,3
Power capacity (W AES)	70
Program power (W)	140
Sensitivity (dB)	111
Frequency range (Hz)	700-19000
Recom. crossover frequency (Hz)	1500
Voice coil diameter (in)	1,75
Flux density (T)	2
BL factor (N/A)	
Diaphragm material	PM4

CONSTRUCTION DETAILS	
External diameter (mm)	100
Depth	47 mm 1.9 in
Net weight (kg)	1,3
Total weight (kg)	1,4
Magnet	Nd

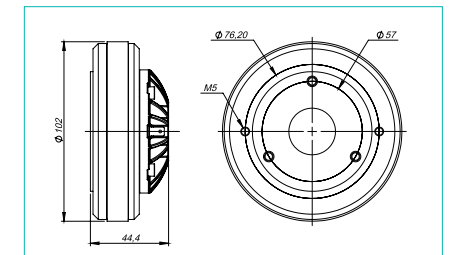


CD-151FE/PK

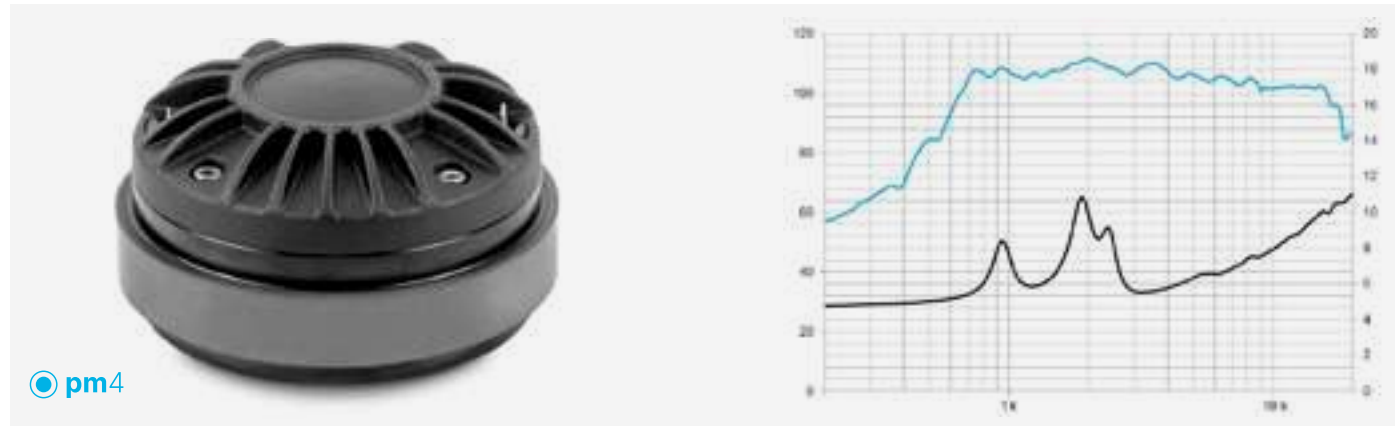


TECHNICAL SPECIFICATIONS	
Throat diameter (in)	1
Nominal impedance (Ohm)	8
Minimum impedance (Ohm)	5,3
Re (Ohm)	4,5
Power capacity (W AES)	70
Program power (W)	140
Sensitivity (dB)	110
Frequency range (Hz)	900-20000
Recom. crossover frequency (Hz)	1800
Voice coil diameter (in)	1,5
Flux density (T)	1,6
BL factor (N/A)	6
Diaphragm material	High Temperature Polymer

CONSTRUCTION DETAILS	
External diameter (mm)	102
Depth	44.4 mm 1.75 in
Net weight (kg)	1,3
Total weight (kg)	1,4
Magnet	Ferr

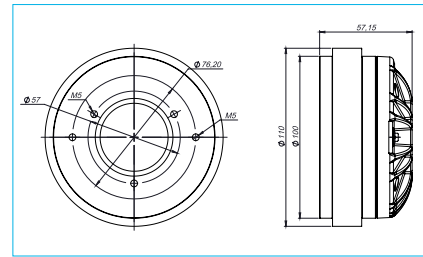


CD-11FE

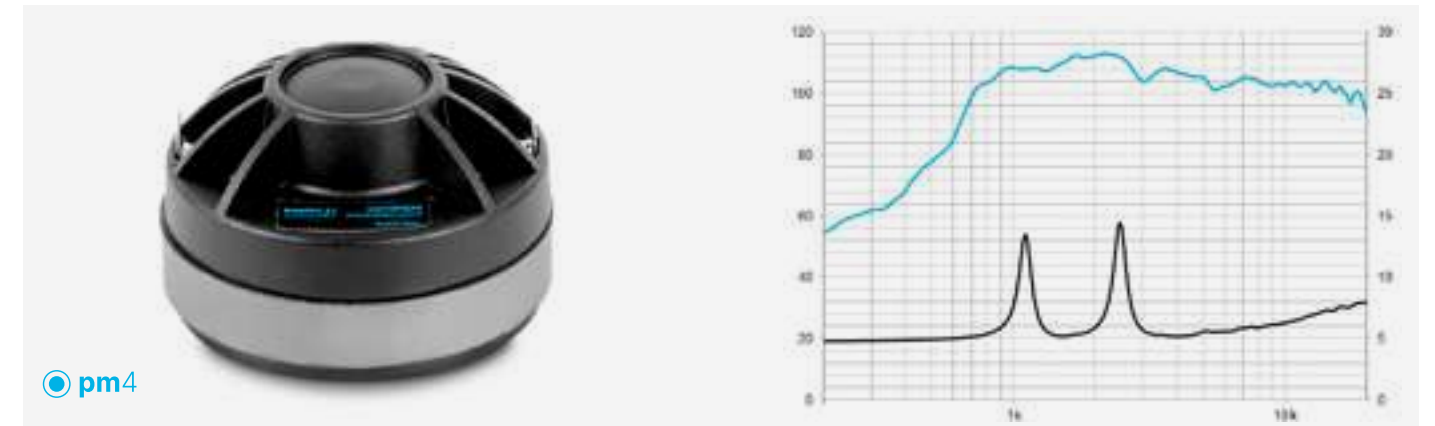


TECHNICAL SPECIFICATIONS	
Throat diameter (in)	1
Nominal impedance (Ohm)	8
Minimum impedance (Ohm)	5,6
Re (Ohm)	4,3
Power capacity (W AES)	70
Program power (W)	140
Sensitivity (dB)	109
Frequency range (Hz)	700-19000
Recom. crossover frequency (Hz)	1500
Voice coil diameter (in)	1,75
Flux density (T)	1,5
BL factor (N/A)	6,6
Diaphragm material	PM4

CONSTRUCTION DETAILS	
External diameter (mm)	110
Depth	59 mm 2.3 in
Net weight (kg)	1,8
Total weight (kg)	1,9
Magnet	Ferr

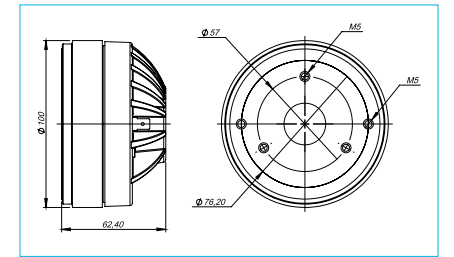


CD-10FE/N

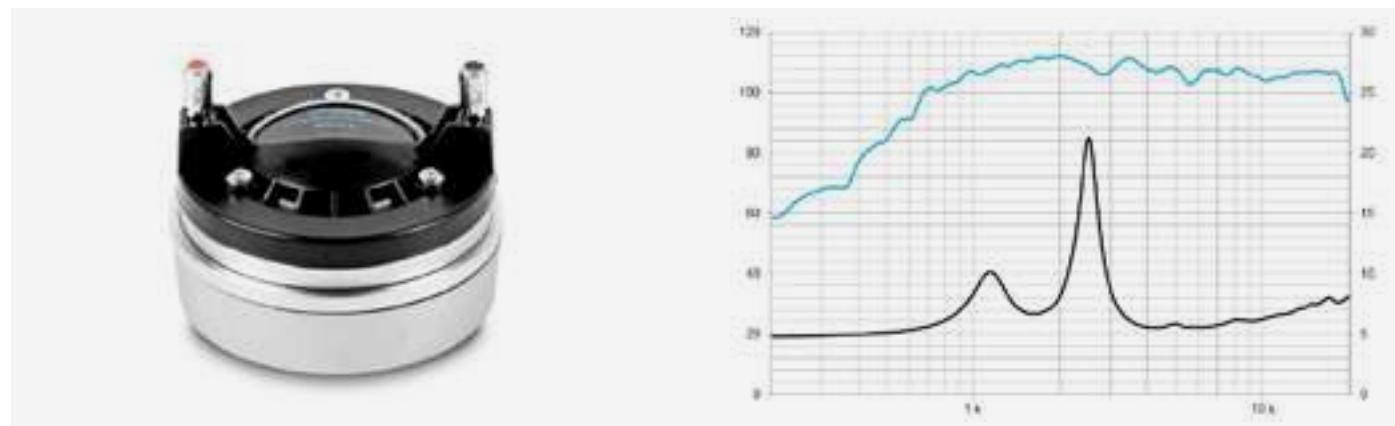


TECHNICAL SPECIFICATIONS	
Throat diameter (in)	1
Nominal impedance (Ohm)	8
Minimum impedance (Ohm)	5
Re (Ohm)	4,3
Power capacity (W AES)	70
Program power (W)	140
Sensitivity (dB)	109
Frequency range (Hz)	700-19000
Recom. crossover frequency (Hz)	1200
Voice coil diameter (in)	1,75
Flux density (T)	1,65
BL factor (N/A)	6,6
Diaphragm material	PM4

CONSTRUCTION DETAILS	
External diameter (mm)	100
Depth	62 mm 2.44 in
Net weight (kg)	1,3
Total weight (kg)	1,4
Magnet	Ferr

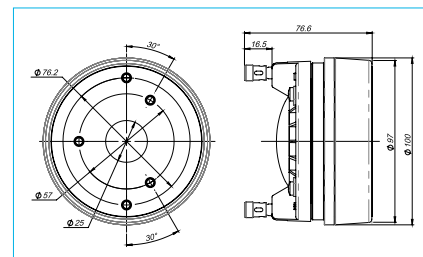


CP-385ND

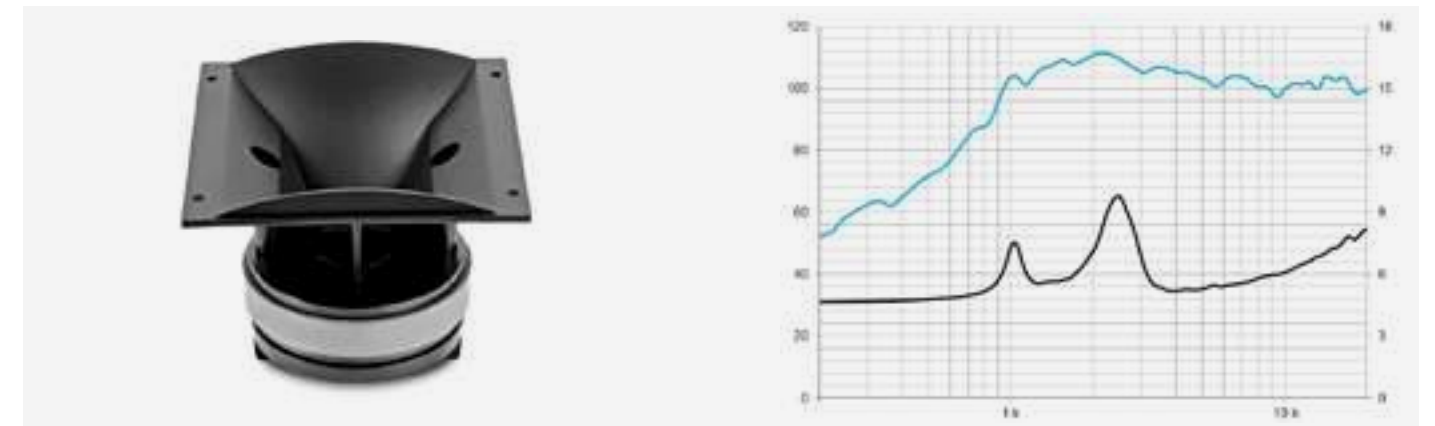


TECHNICAL SPECIFICATIONS	
Throat diameter (in)	1
Nominal impedance (Ohm)	8
Minimum impedance (Ohm)	5,6
Re (Ohm)	4,7
Power capacity (W AES)	70
Program power (W)	140
Sensitivity (dB)	109
Frequency range (Hz)	800-20000
Recom. crossover frequency (Hz)	1200
Voice coil diameter (in)	1,75
Flux density (T)	2,2
BL factor (N/A)	7,5
Diaphragm material	Polyester

CONSTRUCTION DETAILS	
External diameter (mm)	100
Depth	76.5 mm 3 in
Net weight (kg)	1,3
Total weight (kg)	1,5
Magnet	Nd

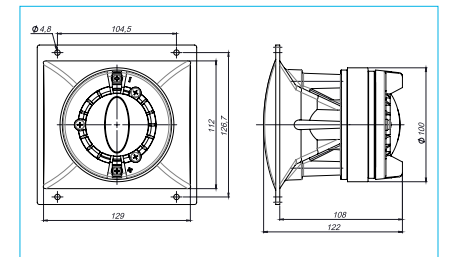


SMC-8060/N

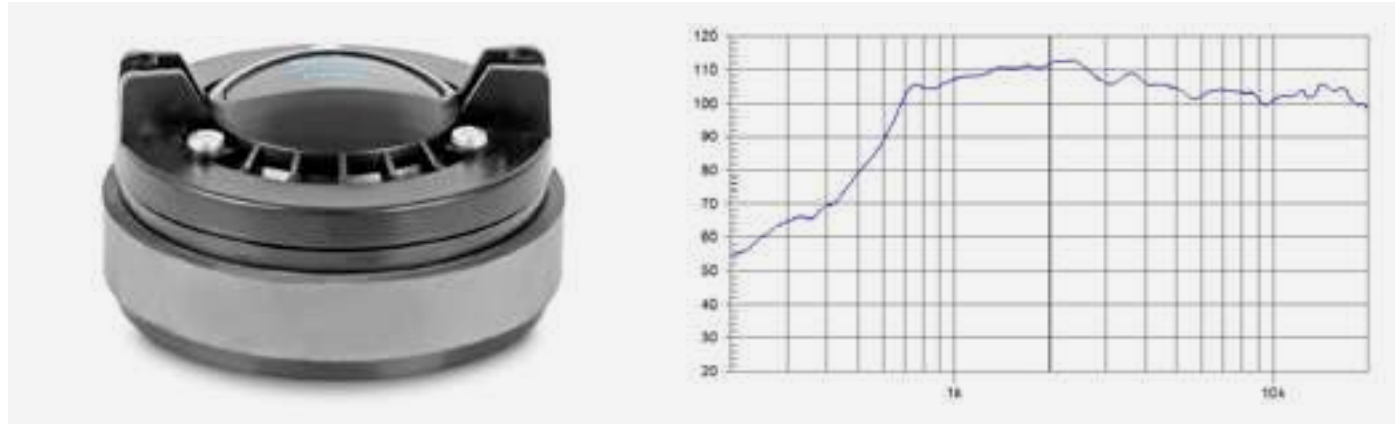


TECHNICAL SPECIFICATIONS	
Throat diameter (in)	1
Nominal impedance (Ohm)	8
Minimum impedance (Ohm)	5
Re (Ohm)	4,3
Power capacity (W AES)	50
Program power (W)	100
Sensitivity (dB)	107
Frequency range (Hz)	800-18000
Recom. crossover frequency (Hz)	1500
Voice coil diameter (in)	1,75
Flux density (T)	1,65
BL factor (N/A)	8,5
Diaphragm material	Polyester

CONSTRUCTION DETAILS	
External diameter (mm)	140x140
Depth	122 mm 4.8 in
Cutout diameter	129x112 mm 5.1 x 4.4 in
Net weight (kg)	1,5
Total weight (kg)	1,7
Magnet	Ferr

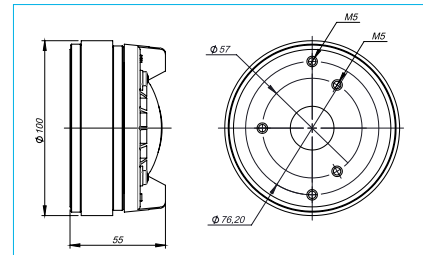


SMC-280/N

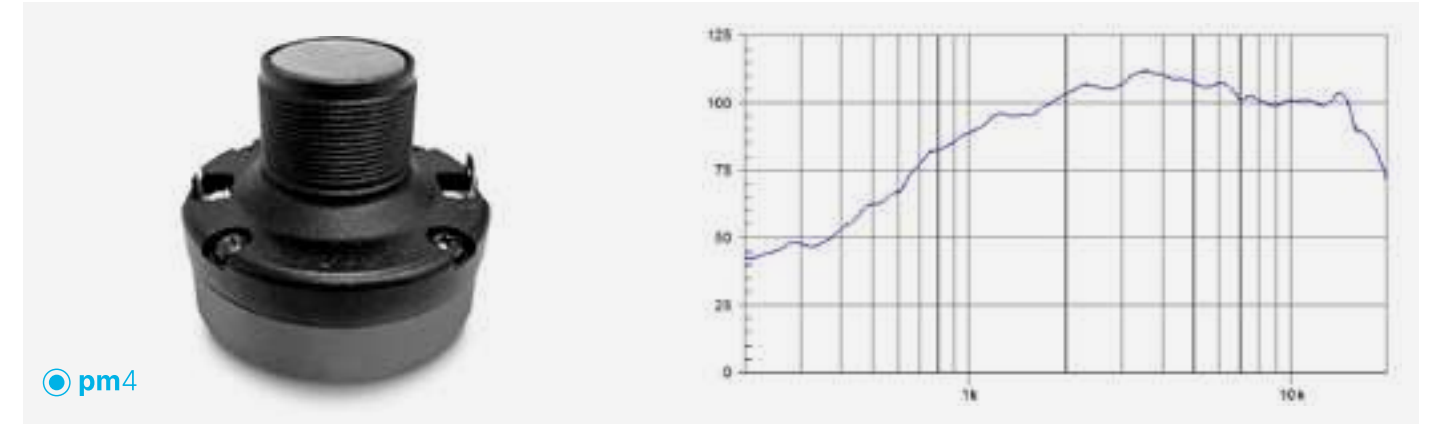


TECHNICAL SPECIFICATIONS	
Throat diameter (in)	1
Nominal impedance (Ohm)	8
Minimum impedance (Ohm)	5,2
Re (Ohm)	5,6
Power capacity (W AES)	50
Program power (W)	100
Sensitivity (dB)	105
Frequency range (Hz)	800-18000
Recom. crossover frequency (Hz)	1500
Voice coil diameter (in)	1,75
Flux density (T)	1,65
BL factor (N/A)	8,5
Diaphragm material	Polyester

CONSTRUCTION DETAILS	
External diameter (mm)	102
Depth	53 mm 2.08 in
Net weight (kg)	1,3
Total weight (kg)	1,4
Magnet	Ferr

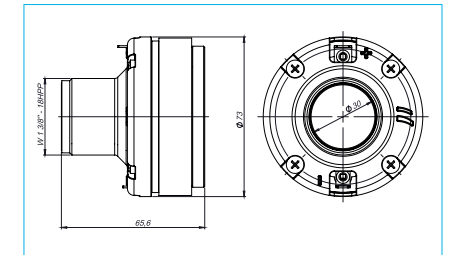


CD1S

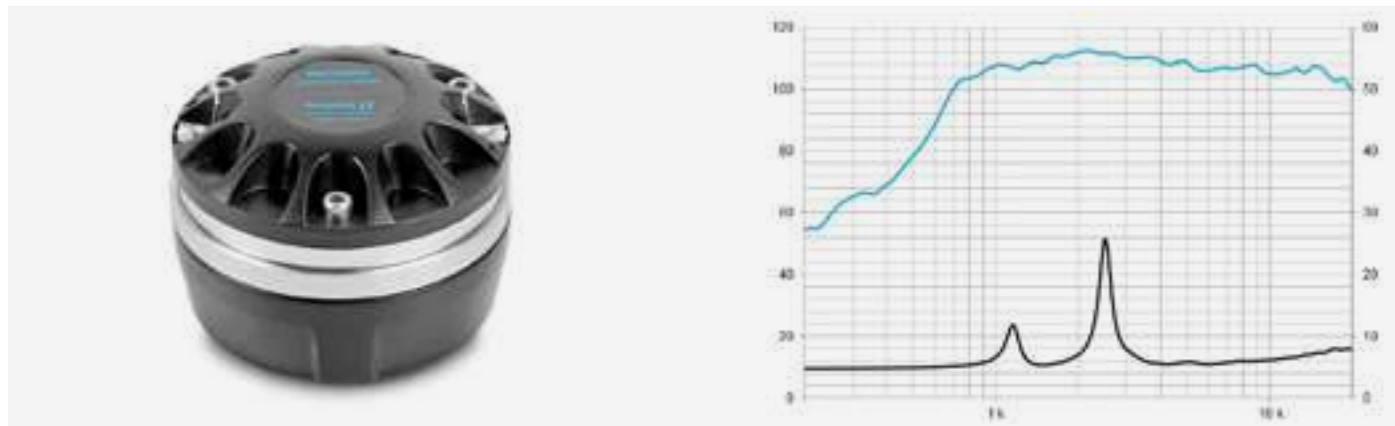


TECHNICAL SPECIFICATIONS	
Throat diameter (in)	1
Nominal impedance (Ohm)	8
Minimum impedance (Ohm)	6,7
Re (Ohm)	5,4
Power capacity (W AES)	30
Program power (W)	60
Sensitivity (dB)	106
Frequency range (Hz)	2000-20000
Recom. crossover frequency (Hz)	2500
Voice coil diameter (in)	1
Flux density (T)	1,5
BL factor (N/A)	4,6
Diaphragm material	PM4

CONSTRUCTION DETAILS	
External diameter (mm)	73
Depth	65 mm 2.56 in
Mounting	1" 3/8 thread
Net weight (kg)	0,6
Total weight (kg)	0,7
Magnet	Ferr

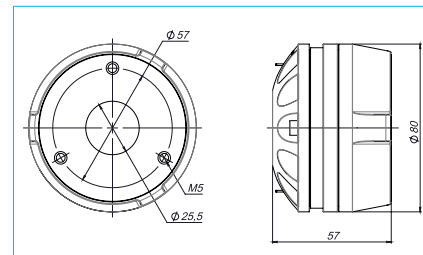


SMC-225ND



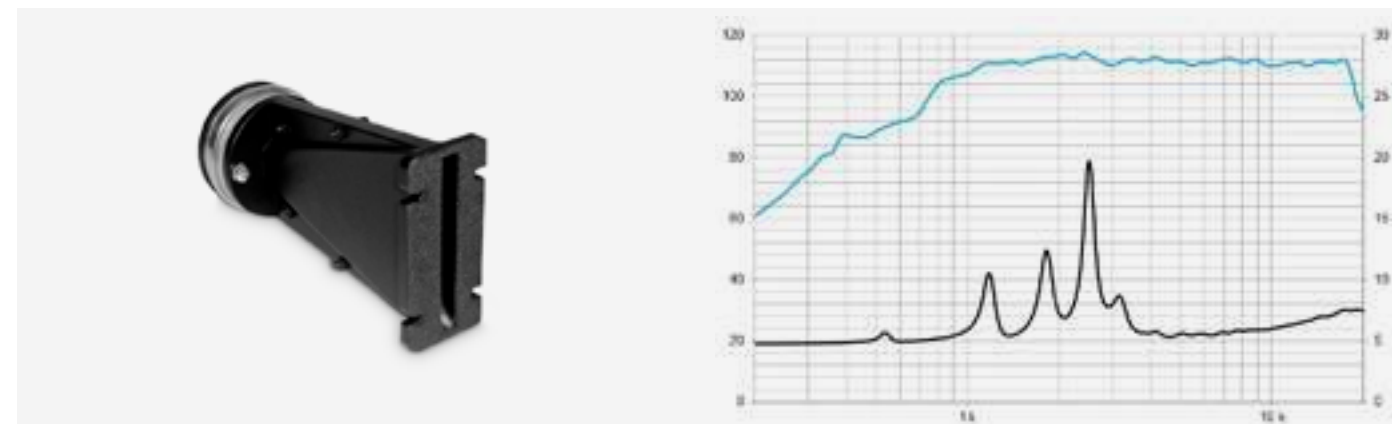
TECHNICAL SPECIFICATIONS	
Throat diameter (in)	1
Nominal impedance (Ohm)	8
Minimum impedance (Ohm)	5,5
Re (Ohm)	5,6
Power capacity (W AES)	40
Program power (W)	80
Sensitivity (dB)	108
Frequency range (Hz)	800-20000
Recom. crossover frequency (Hz)	1500
Voice coil diameter (in)	1,75
Flux density (T)	1,8
BL factor (N/A)	8
Diaphragm material	Polyester

CONSTRUCTION DETAILS	
External diameter (mm)	80
Depth	57 mm 2.24 in
Net weight (kg)	0,7
Total weight (kg)	0,8
Magnet	Nd



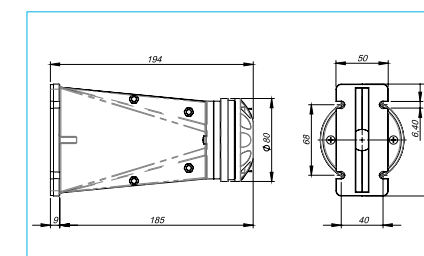
COMPRESSION DRIVERS WITH WAVE GUIDES

WL4

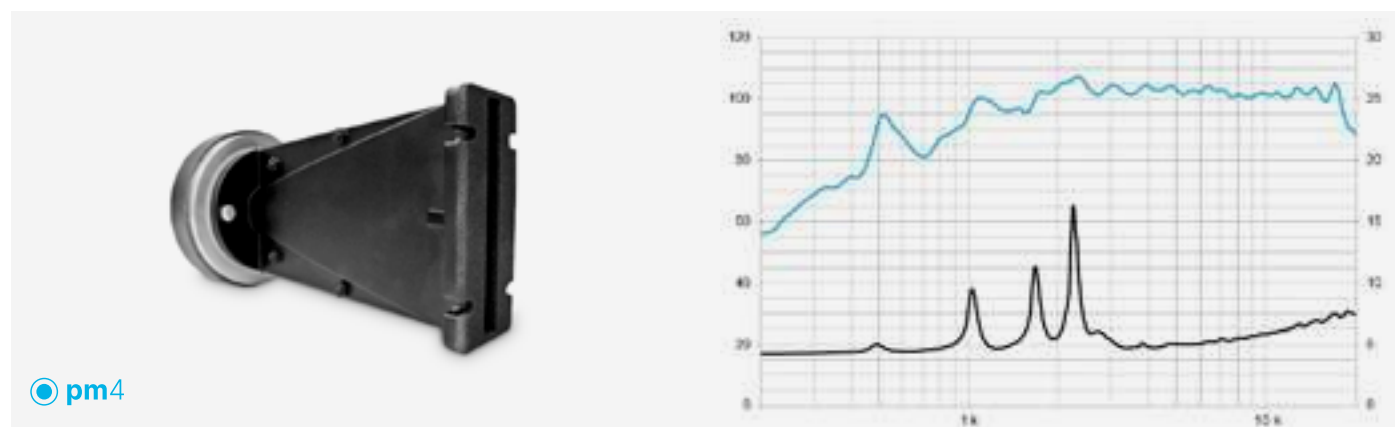


TECHNICAL SPECIFICATIONS	
Throat diameter (in)	0,8
Flange height (in)	4
Nominal impedance (Ohms)	8
Minimum impedance	5,5
Re (Ohm)	4,5
Power capacity (W AES)	40
Program power (W)	80
Sensitivity (dB)	105
Frequency range (Hz)	700-20000
Recom. crossover frequency (Hz)	1500
Voice coil diameter (in)	1,75
Flux density (T)	1,8
BL factor (N/A)	8
Diaphragm material	Polyester

CONSTRUCTION DETAILS	
Total weight (kg)	-
External diameter (mm)	80
Depth	195 mm 7.68 in
Mounting	Four 6 mm
Net weight (kg)	1,1
Total weight (2 units) (kg)	2,6
Magnet	Nd

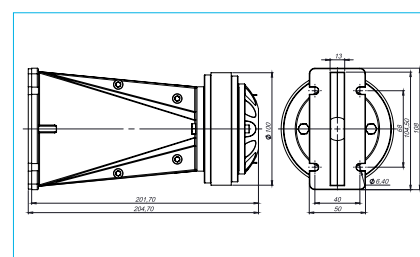


WL4FE/N

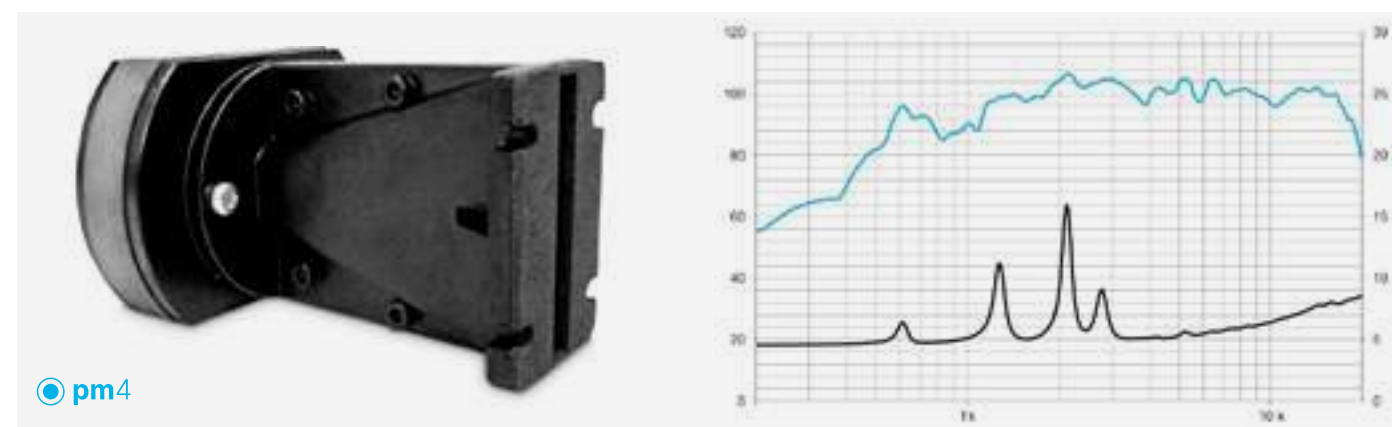


TECHNICAL SPECIFICATIONS	
Throat diameter (in)	0,8
Flange height (in)	4
Nominal impedance (Ohms)	8
Minimum impedance	4.71 ohm @
Re (Ohm)	3.4kHz
Power capacity (W AES)	4,3
Program power (W)	70
Sensitivity (dB)	140
Frequency range (Hz)	104
Recom. crossover frequency (Hz)	700-20000
Voice coil diameter (in)	1200
Flux density (T)	1,75
BL factor (N/A)	6,6
Diaphragm material	PM4

CONSTRUCTION DETAILS	
Total weight (kg)	-
External diameter (mm)	100
Depth	200 mm 7.87 in
Mounting	
Net weight (kg)	1,81
Total weight (2 units) (kg)	3,78
Magnet	Ferr

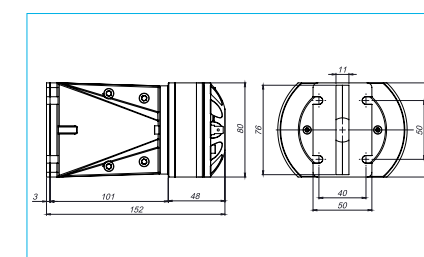


WL3/FE



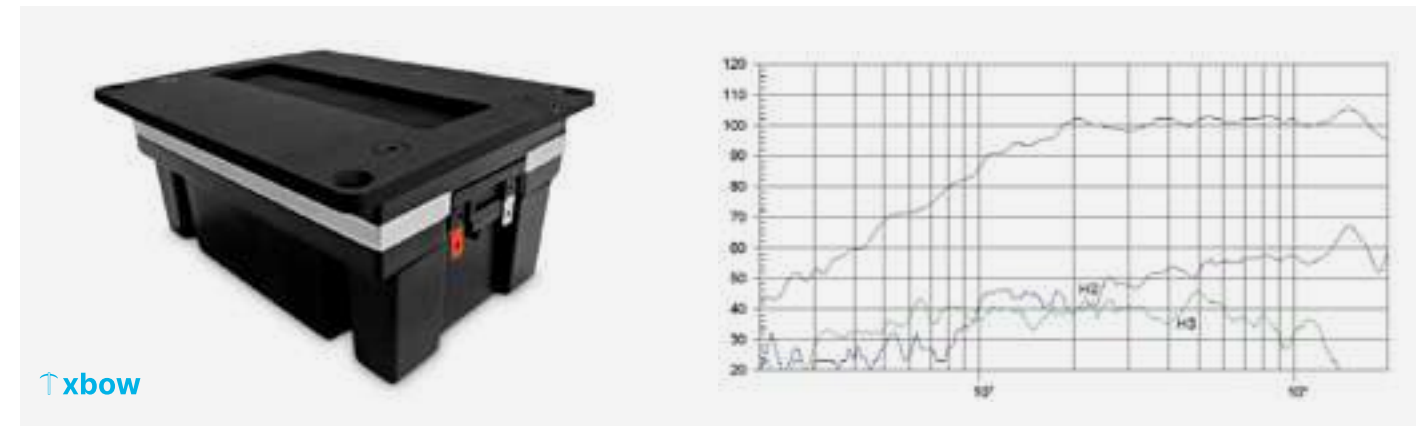
TECHNICAL SPECIFICATIONS	
Throat diameter (in)	0,8
Flange height (in)	3
Nominal impedance (Ohms)	8
Minimum impedance	5,1
Re (Ohm)	4,3
Power capacity (W AES)	70
Program power (W)	140
Sensitivity (dB)	102
Frequency range (Hz)	1000-18000
Recom. crossover frequency (Hz)	1800
Voice coil diameter (in)	1,75
Flux density (T)	1,6
BL factor (N/A)	4,8
Diaphragm material	PM4

CONSTRUCTION DETAILS	
Total weight (kg)	1,8
External diameter (mm)	115
Depth	150 mm 5.91 in
Mounting	
Net weight (kg)	1,7
Total weight (2 units) (kg)	3,6
Magnet	Ferr



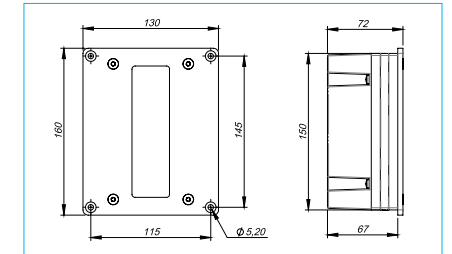
AMT DRIVERS

TPL-200/B

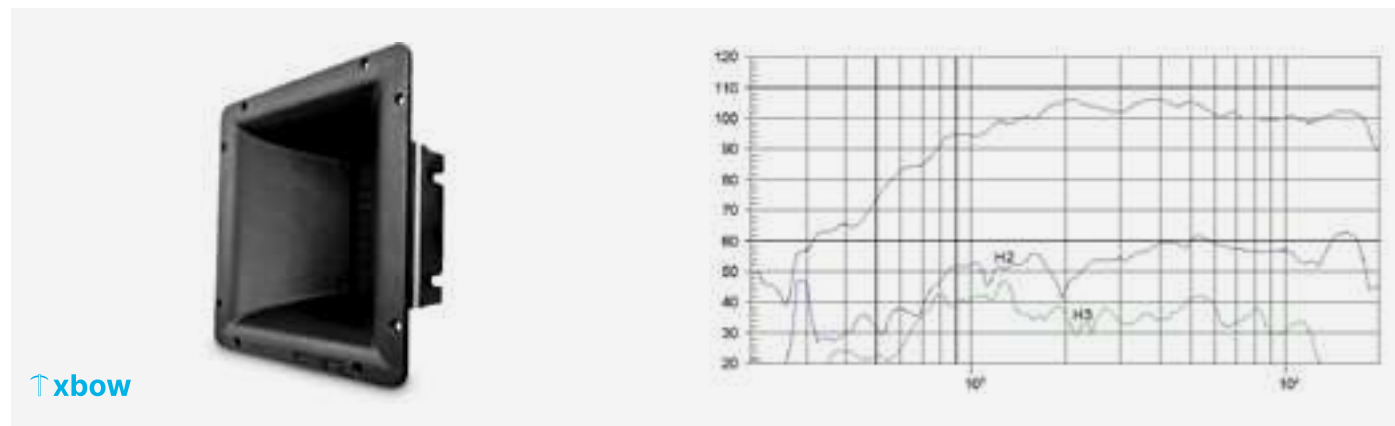


TECHNICAL SPECIFICATIONS	
Nominal impedance (Ohm)	8
Electrical resistance (Ohm)	4,9
Power capacity (W AES)	120
Program power (W)	240
Sensitivity (dB)	101
Frequency range (Hz)	1000-23000
Recom. crossover frequency (Hz)	1000
Horizontal beamwidth	
Vertical beamwidth	
Directivity factor (Q)	
Directivity index (DI)	
Diaphragm material	Kapton

CONSTRUCTION DETAILS	
Overall dimensions (mm)	160 x 130 x 72
Net weight (kg)	2,75
Total weight (kg)	3
Magnet	Nd
Baffle cutout dimensions (mm)	

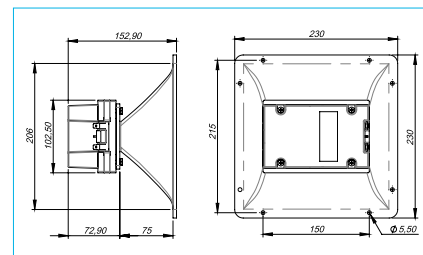


TPL-200/H

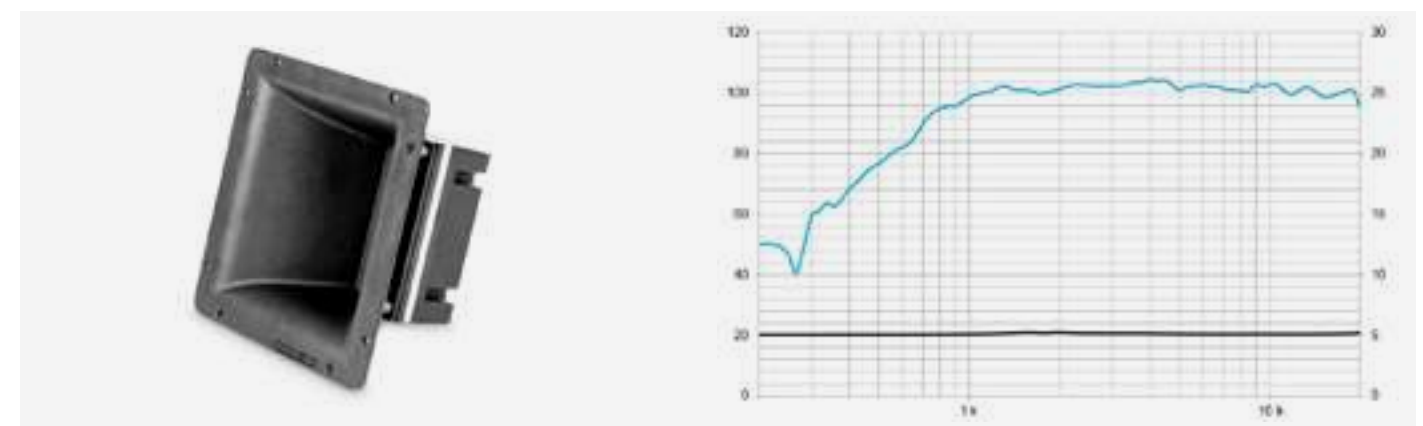


TECHNICAL SPECIFICATIONS	
Nominal impedance (Ohm)	8
Electrical resistance (Ohm)	4,9
Power capacity (W AES)	120
Program power (W)	240
Sensitivity (dB)	104
Frequency range (Hz)	1000-23000
Recom. crossover frequency (Hz)	1000
Horizontal beamwidth	
Vertical beamwidth	
Directivity factor (Q)	
Directivity index (DI)	
Diaphragm material	Kapton

CONSTRUCTION DETAILS	
Overall dimensions (mm)	230x230x152
Net weight (kg)	3,55
Total weight (kg)	3,9
Magnet	Nd
Baffle cutout dimensions (mm)	

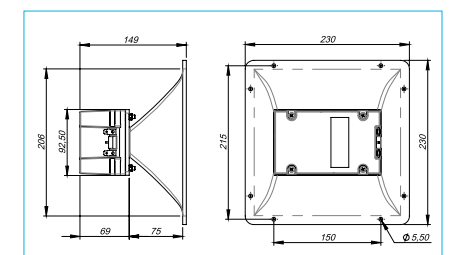


TPL-150/H

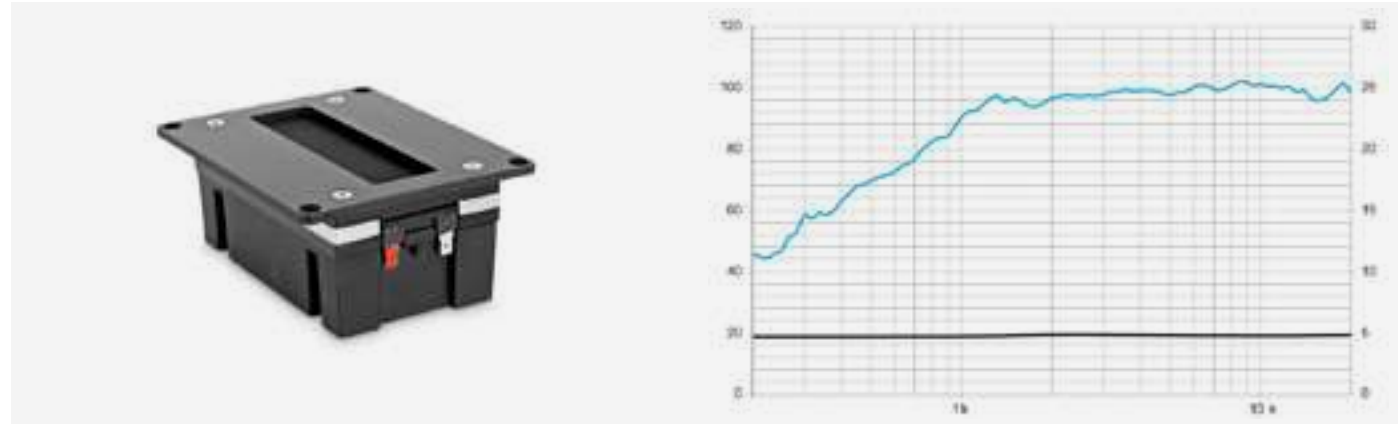


TECHNICAL SPECIFICATIONS	
Nominal impedance (Ohm)	8
Electrical resistance (Ohm)	4,9
Power capacity (W AES)	80
Program power (W)	160
Sensitivity (dB)	102
Frequency range (Hz)	700-23000
Recom. crossover frequency (Hz)	1000
Horizontal beamwidth	80°
Vertical beamwidth	30°
Directivity factor (Q)	27 (promedio / average 1.2 - 16 kHz)
Directivity index (DI)	13 dB (+6 dB, -4.5)
Diaphragm material	Kapton

CONSTRUCTION DETAILS	
Overall dimensions (mm)	230x230x148
Net weight (kg)	2,9
Total weight (kg)	3,25
Magnet	Nd
Baffle cutout dimensions (mm)	195x195

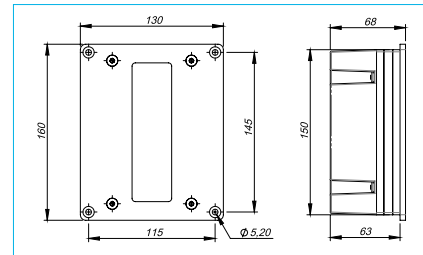


TPL-150/BLACK



TECHNICAL SPECIFICATIONS	
Nominal impedance (Ohm)	8
Electrical resistance (Ohm)	4,9
Power capacity (W AES)	80
Program power (W)	160
Sensitivity (dB)	99
Frequency range (Hz)	1000-23000
Recom. crossover frequency (Hz)	1000
Horizontal beamwidth	
Vertical beamwidth	
Directivity factor (Q)	
Directivity index (DI)	
Diaphragm material	Kapton

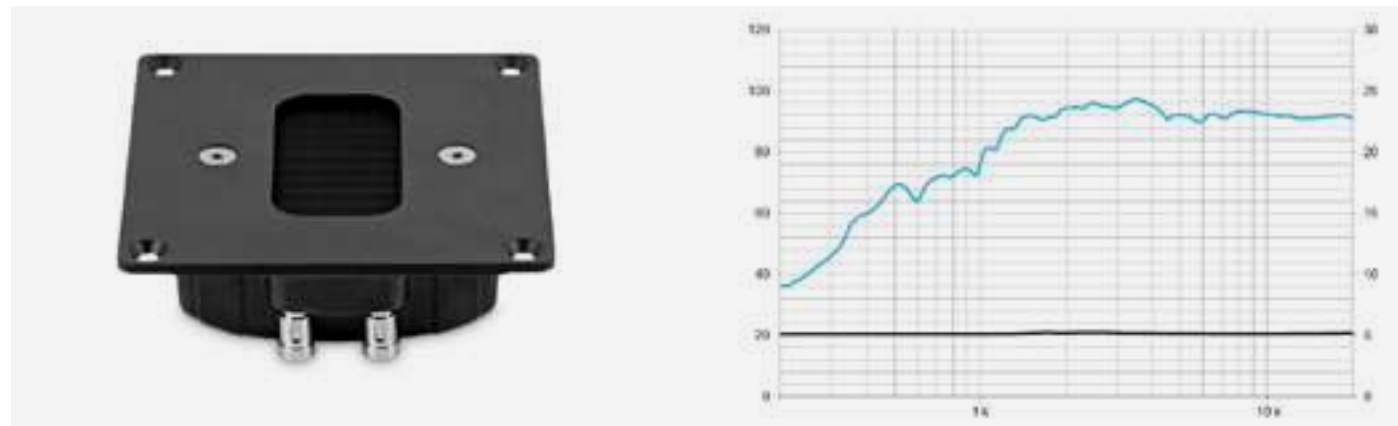
CONSTRUCTION DETAILS	
Overall dimensions (mm)	160×130×168
Net weight (kg)	2,08
Total weight (kg)	2,2
Magnet	Nd
Baffle cutout dimensions (mm)	



COMPRESSION TWEETERS

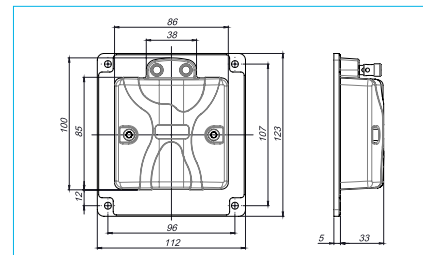


TPL-75

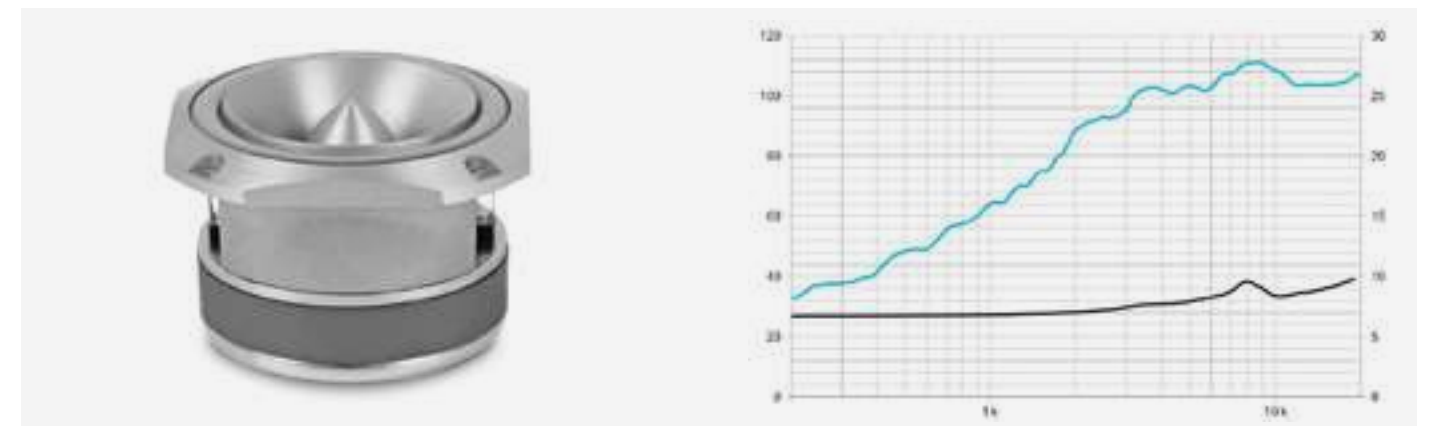


TECHNICAL SPECIFICATIONS	
Nominal impedance (Ohm)	8
Electrical resistance (Ohm)	4,9
Power capacity (W AES)	40
Program power (W)	80
Sensitivity (dB)	92
Frequency range (Hz)	1000-23000
Recom. crossover frequency (Hz)	1200
Horizontal beamwidth	
Vertical beamwidth	
Directivity factor (Q)	
Directivity index (DI)	
Diaphragm material	Kapton

CONSTRUCTION DETAILS	
Overall dimensions (mm)	123 × 112 × 38
Net weight (kg)	0,7
Total weight (kg)	0,8
Magnet	Nd
Baffle cutout dimensions (mm)	100×86

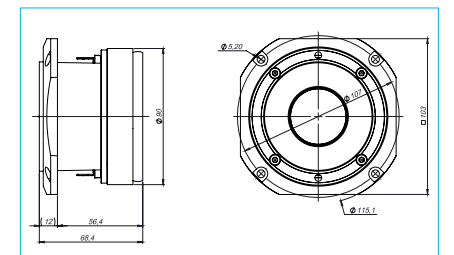


CP-22

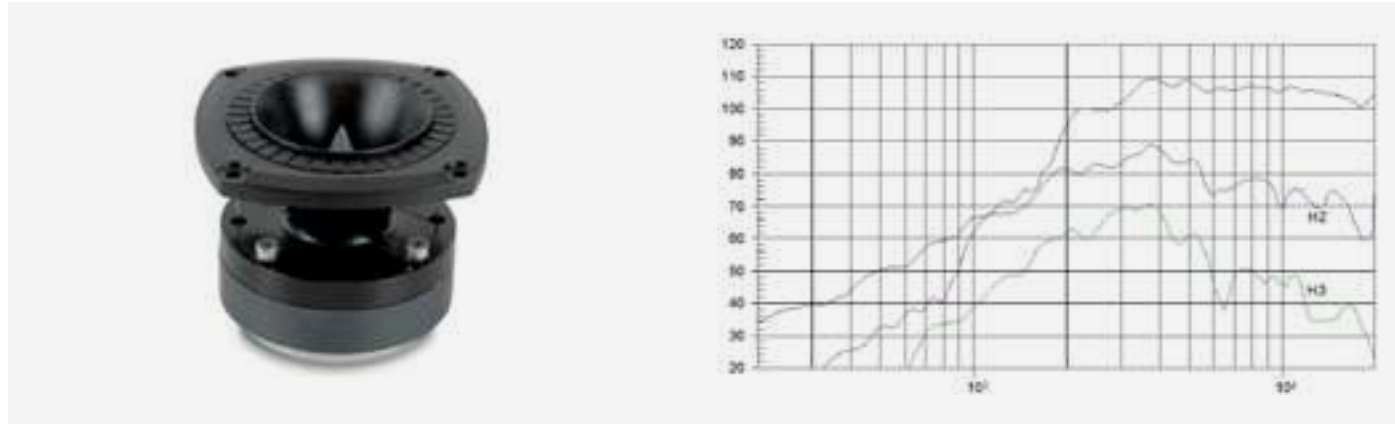


TECHNICAL SPECIFICATIONS	
Nominal impedance (Ohm)	8
Minimum impedance (Ohm)	7,9
Re (Ohm)	6,3
Sensitivity (dB)	107
Frequency range (Hz)	5000-20000
Power capacity (W AES)	25
Program power (W)	50
Recom. crossover frequency (Hz)	5000
Dispersion HxV	40° conical
Voice coil diameter (in)	1,5
Flux density (T)	1,55
BL factor (N/A)	5,2
Diaphragm material	Aluminium

CONSTRUCTION DETAILS	
External diameter (mm)	102×102
Depth	71 mm 2.79 in
Cutout diameter	ø 92 mm 3.62 in
Bolt circle diameter (mm)	107
Net weight (kg)	1,6
Total weight (kg)	1,7
Magnet	Ferr

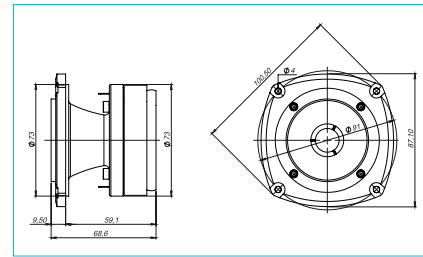


CP-12/N

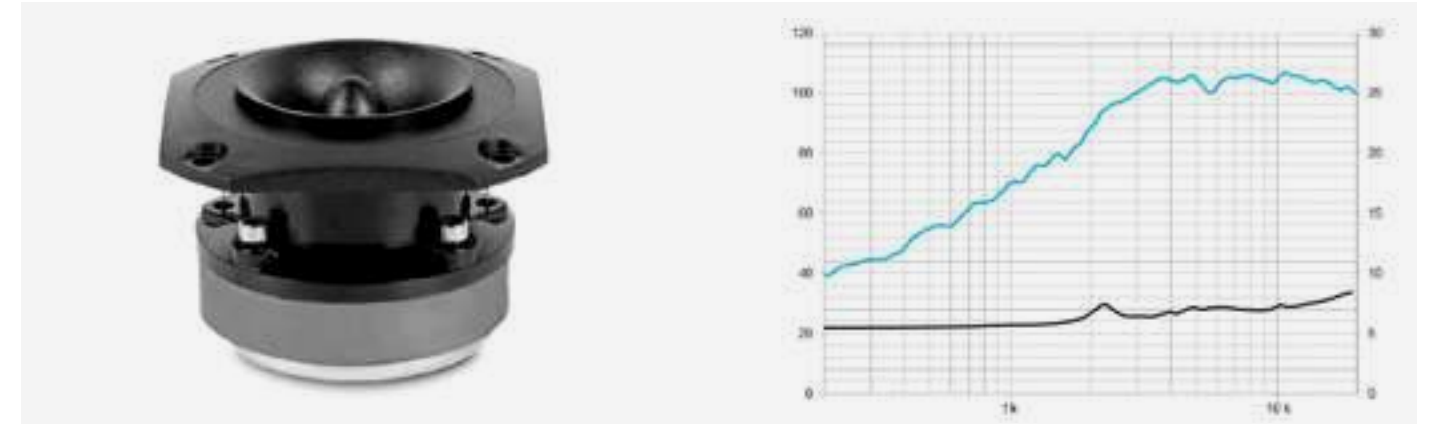


TECHNICAL SPECIFICATIONS	
Nominal impedance (Ohm)	8
Minimum impedance (Ohm)	8
Re (Ohm)	5
Sensitivity (dB)	107
Frequency range (Hz)	3000-20000
Power capacity (W AES)	15
Program power (W)	30
Recom. crossover frequency (Hz)	6000
Dispersion HxV	40° conical
Voice coil diameter (in)	1
Flux density (T)	1,4
BL factor (N/A)	4
Diaphragm material	Aluminium

CONSTRUCTION DETAILS	
External diameter (mm)	87×87
Depth	72 mm 2.83 in
Cutout diameter	ø 74 mm 2.9 in
Bolt circle diameter (mm)	91
Net weight (kg)	0,75
Total weight (kg)	0,85
Magnet	Ferr

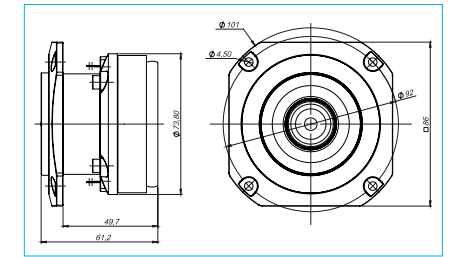


CP-16

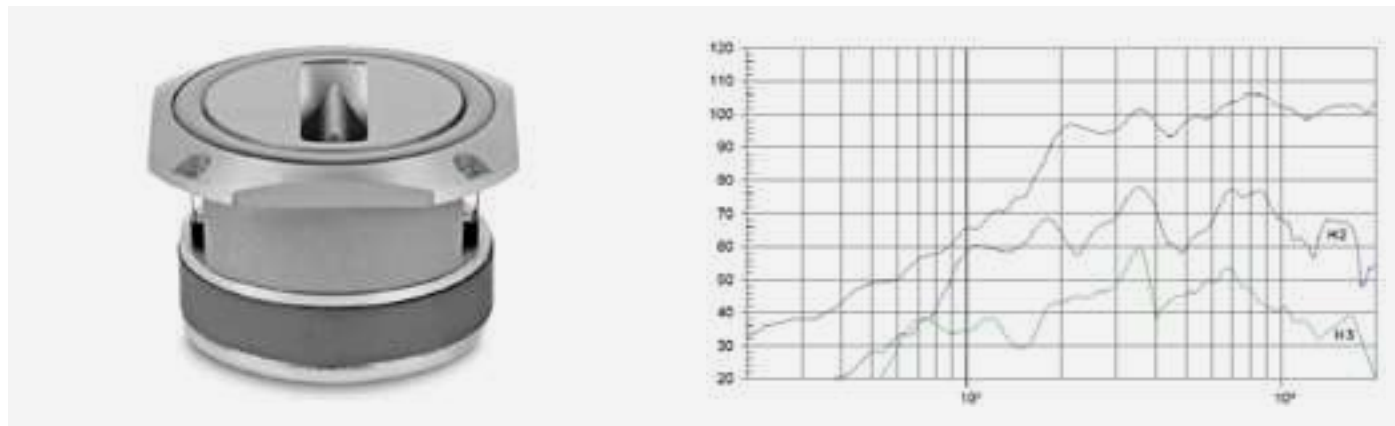


TECHNICAL SPECIFICATIONS	
Nominal impedance (Ohm)	8
Minimum impedance (Ohm)	6,4
Re (Ohm)	5,4
Sensitivity (dB)	105
Frequency range (Hz)	3000-20000
Power capacity (W AES)	15
Program power (W)	30
Recom. crossover frequency (Hz)	6000
Dispersion HxV	40° conical
Voice coil diameter (in)	1
Flux density (T)	1,45
BL factor (N/A)	4
Diaphragm material	Aluminium

CONSTRUCTION DETAILS	
External diameter (mm)	86×86
Depth	65 mm 2.56 in
Cutout diameter	ø 75 mm 3 in
Bolt circle diameter (mm)	92
Net weight (kg)	0,75
Total weight (kg)	0,8
Magnet	Ferr

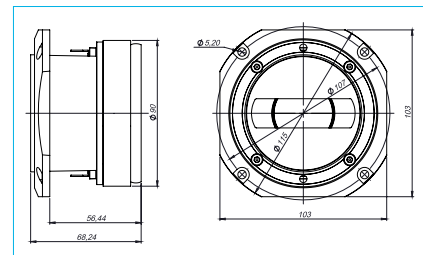


CP-21/F

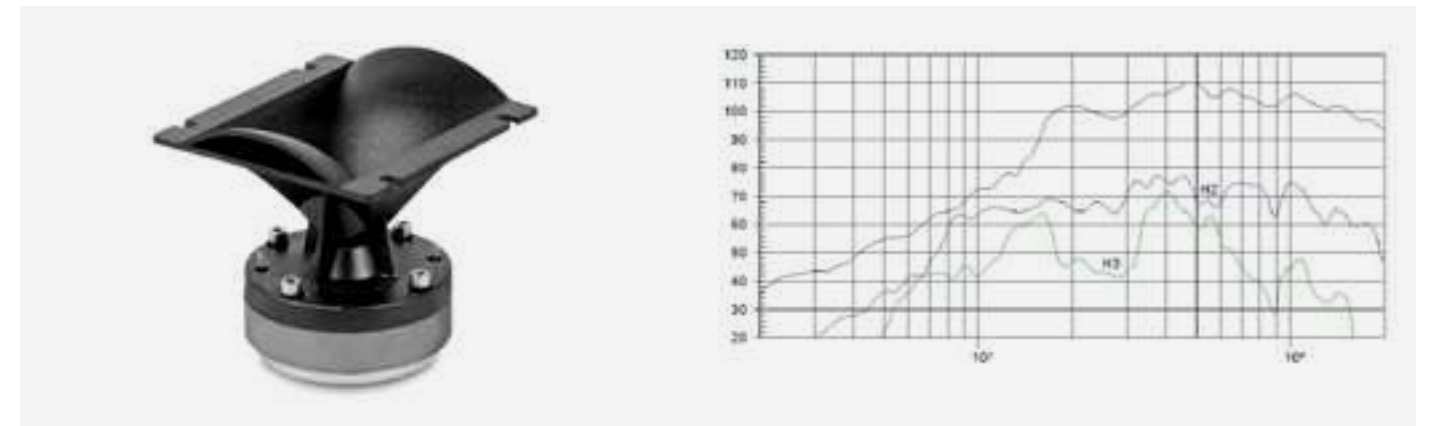


TECHNICAL SPECIFICATIONS	
Nominal impedance (Ohm)	8
Minimum impedance (Ohm)	8
Re (Ohm)	6,1
Sensitivity (dB)	105
Frequency range (Hz)	3500-20000
Power capacity (W AES)	25
Program power (W)	50
Recom. crossover frequency (Hz)	5000
Dispersion HxV	140×40
Voice coil diameter (in)	1,5
Flux density (T)	1,55
BL factor (N/A)	5,2
Diaphragm material	Aluminium

CONSTRUCTION DETAILS	
External diameter (mm)	102×102
Depth	72 mm 2.83 in
Cutout diameter	ø 92 mm 3.62 in
Bolt circle diameter (mm)	107
Net weight (kg)	1,7
Total weight (kg)	1,75
Magnet	Ferr

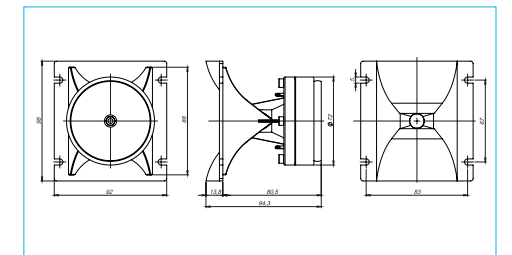


CP-09



TECHNICAL SPECIFICATIONS	
Nominal impedance (Ohm)	8
Minimum impedance (Ohm)	7,9
Re (Ohm)	6,3
Sensitivity (dB)	107
Frequency range (Hz)	5000-20000
Power capacity (W AES)	25
Program power (W)	50
Recom. crossover frequency (Hz)	5000
Dispersion HxV	40° conical
Voice coil diameter (in)	1,5
Flux density (T)	1,55
BL factor (N/A)	5,2
Diaphragm material	Aluminium

CONSTRUCTION DETAILS	
External diameter (mm)	102×102
Depth	71 mm 2.79 in
Cutout diameter	ø 92 mm 3.62 in
Bolt circle diameter (mm)	107
Net weight (kg)	1,6
Total weight (kg)	1,7
Magnet	Ferr



DOME TWEETERS

Outstanding hi-end tweeter
with break-up close to 38 kHz.

T25M belongs to NMF series

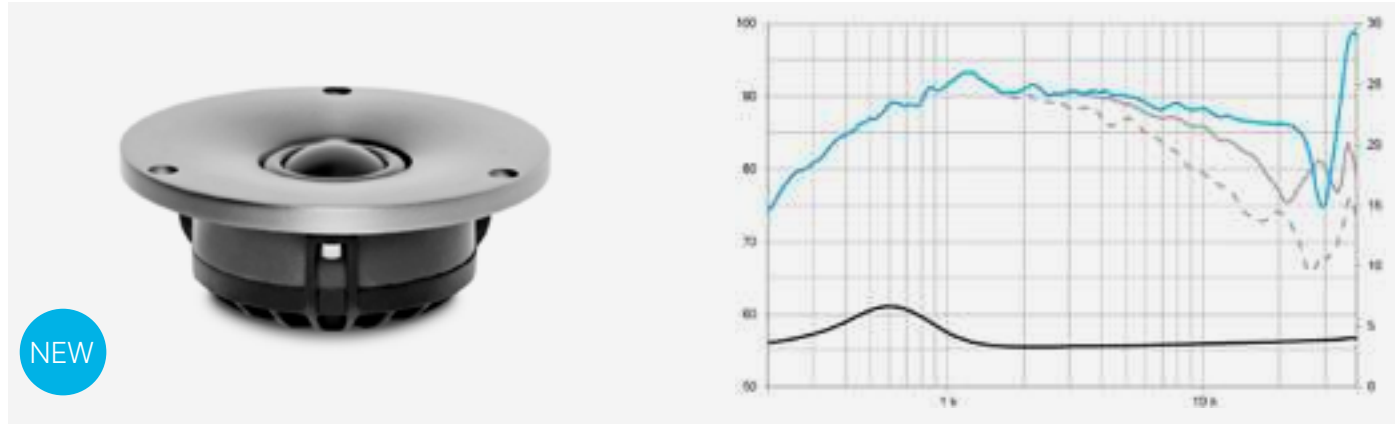
The NMF series is intended for high-end
(mid & near field) application and studio monitors.

The NMF series is composed
of two tweeters (T25S, T25M),
two woofers (6NMFW, 8NMFW)
and one sub (10NMFS).

For more information: www.beyma.com/nmf

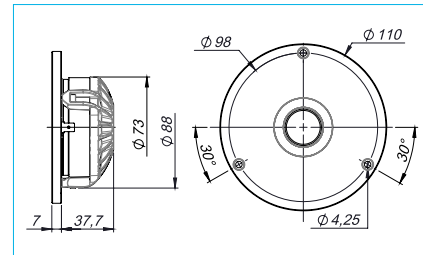


T-25M

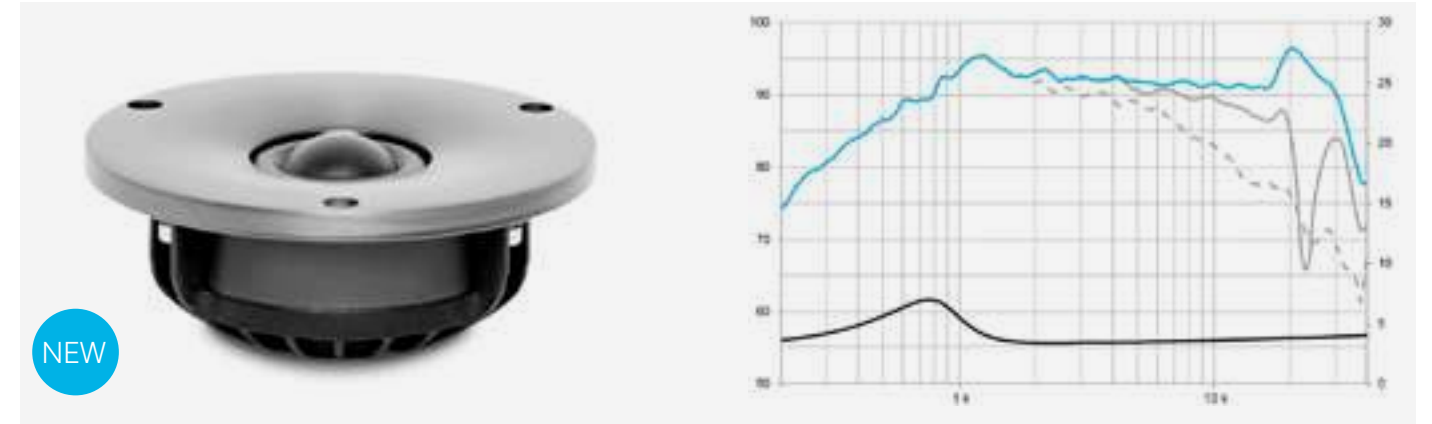


TECHNICAL SPECIFICATIONS	
Nominal impedance (Ohm)	4
Nominal diameter (in)	
Minimum impedance (Ohm)	3,3
Sensitivity (dB)	88
Frequency range (Hz)	1500-30000
Re (Ohm)	
Power capacity (W AES)	20
Program power (W)	40
Recom. crossover frequency (Hz)	2500
Dispersion HxV	80°
Voice coil diameter (in)	1
Flux density (T)	1,3
BL factor (N/A)	2,1
Dome material	Aluminium/ Magnesium alloy

CONSTRUCTION DETAILS	
External diameter (mm)	110
Bolt circle diameter (mm)	
Baffle cutout diameter (mm)	
Depth	44.8 mm 1.76 in
Net weight (kg)	0,6
Total weight (kg)	0,8
Magnet	Ferr

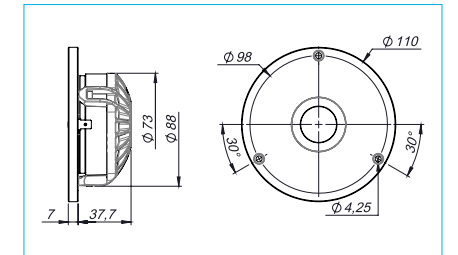


T-25S

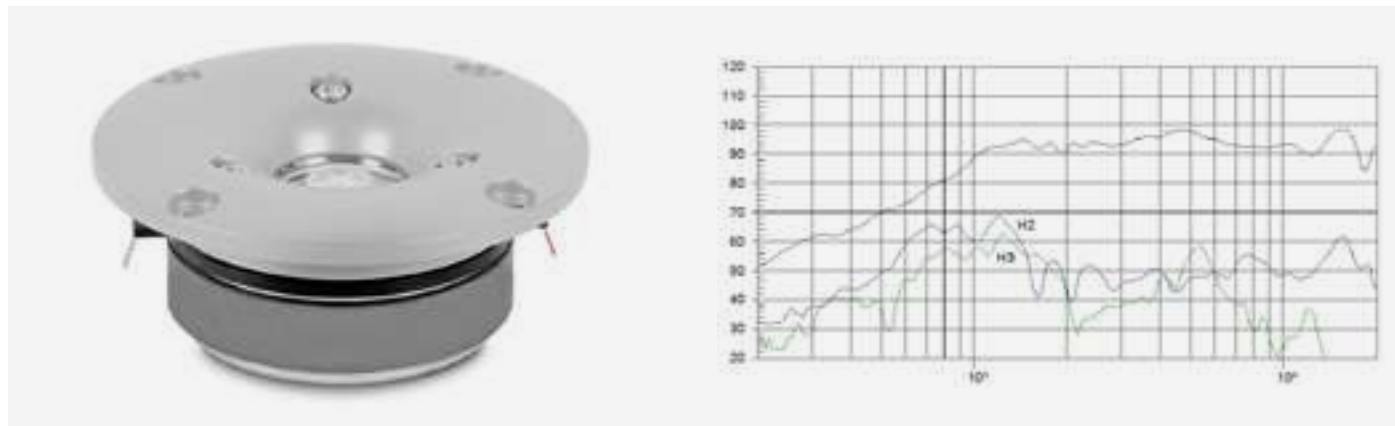


TECHNICAL SPECIFICATIONS	
Nominal impedance (Ohm)	4
Nominal diameter (in)	
Minimum impedance (Ohm)	3,4
Sensitivity (dB)	92
Frequency range (Hz)	1500-20000
Re (Ohm)	
Power capacity (W AES)	15
Program power (W)	30
Recom. crossover frequency (Hz)	2500
Dispersion HxV	80°
Voice coil diameter (in)	1
Flux density (T)	1,3
BL factor (N/A)	2,1
Dome material	Silk

CONSTRUCTION DETAILS	
External diameter (mm)	110
Bolt circle diameter (mm)	
Baffle cutout diameter (mm)	
Depth	44.8 mm 1.76 in
Net weight (kg)	0,6
Total weight (kg)	0,8
Magnet	Ferr

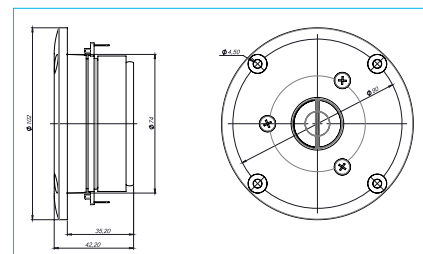


T-2030



TECHNICAL SPECIFICATIONS	
Nominal impedance (Ohm)	8
Nominal diameter (in)	1,25
Minimum impedance (Ohm)	6,2
Sensitivity (dB)	95
Frequency range (Hz)	1500-20000
Re (Ohm)	5
Power capacity (W AES)	15 W RMS
Program power (W)	30
Recom. crossover frequency (Hz)	2000
Dispersion HxV	60°
Voice coil diameter (in)	1
Flux density (T)	1,45
BL factor (N/A)	3
Dome material	Aluminium

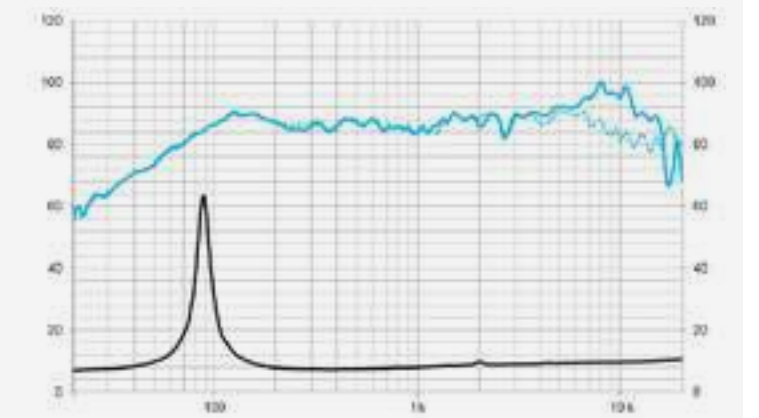
CONSTRUCTION DETAILS	
External diameter (mm)	102
Bolt circle diameter (mm)	90
Baffle cutout diameter (mm)	75
Depth	42 mm 1.65 in
Net weight (kg)	0,66
Total weight (kg)	0,7
Magnet	Ferr



FULL RANGE



4FR40

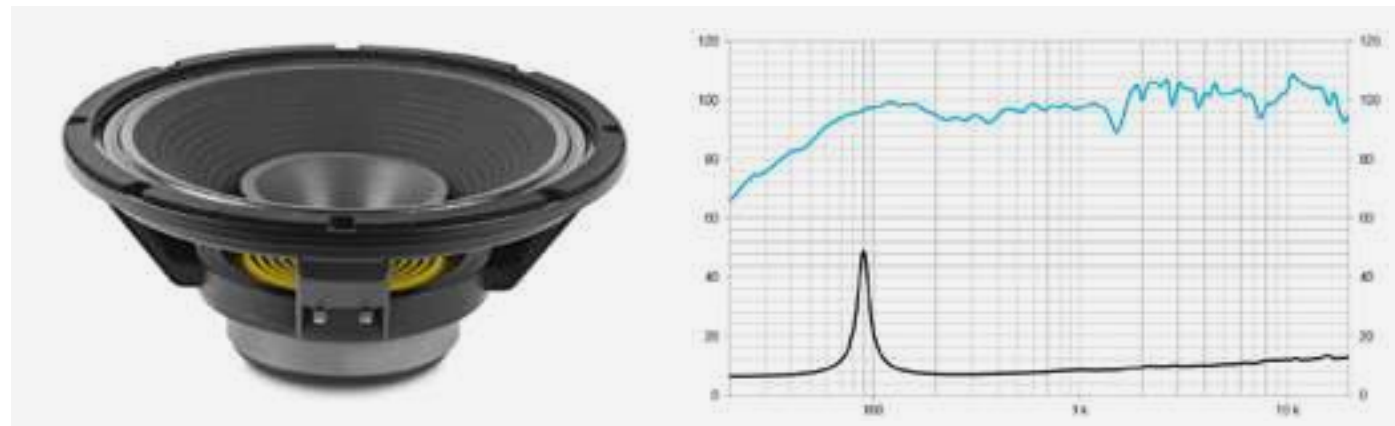


TECHNICAL SPECIFICATIONS	
Nominal diameter (in)	4
Nominal impedance (Ohm)	8
Minimum impedance (Ohm)	7,3
Power capacity (W AES)	40
Program power (W)	80
Sensitivity (dB)	87
Frequency range (Hz)	100-20000
Recommended enclosure volume (l)	
Voice coil diameter (in)	0,8
BL factor (N/A)	4,2
Moving mass (kg)	0,0044
Winding length (mm)	7,7
Air gap height (mm)	5
Xdamage pp (mm)	

PARAMETERS THIELE & SMALL	
Fs (Hz)	92
Re (Ohm)	6,4
Qms	11,3
Qes	0,96
Qts	0,88
Vas (l)	2,8
Cms (µm/N)	668
Rms (kg/S)	0,23
Efficiency %	0,22
Sd (m²)	0,0055
Xmax (mm)	3
Vd (cm³)	11
Le @1 kHz (mH)	0,2

CONSTRUCTION DETAILS	
Net weight (kg)	0,55
Total weight (kg)	0,75
Magnet	Ferr

12GA50

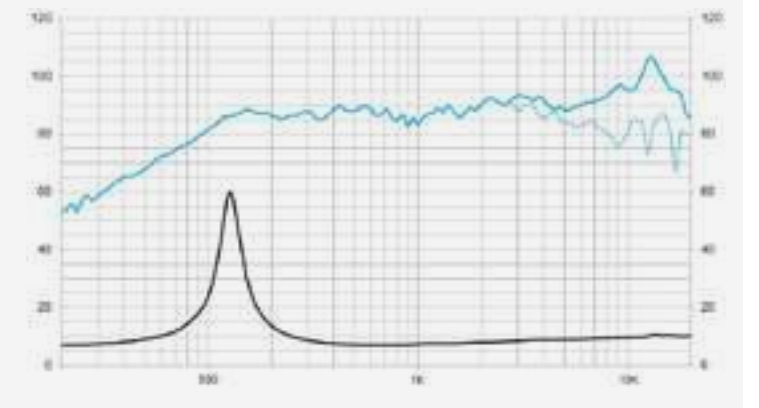


TECHNICAL SPECIFICATIONS	
Nominal diameter (in)	12
Nominal impedance (Ohm)	8
Minimum impedance (Ohm)	6,8
Power capacity (W AES)	250
Program power (W)	500
Sensitivity (dB)	102
Frequency range (Hz)	70-18000
Recommended enclosure volume (l)	20/70
Voice coil diameter (in)	2
BL factor (N/A)	10
Moving mass (kg)	0,034
Winding length (mm)	9
Air gap height (mm)	7
Xdamage pp (mm)	24

PARAMETERS THIELE & SMALL	
Fs (Hz)	90
Re (Ohm)	6,2
Qms	14,8
Qes	1,26
Qts	1,16
Vas (l)	34
Cms (µm/N)	87
Rms (kg/S)	1,34
Efficiency %	2,1
Sd (m²)	0,053
Xmax (mm)	2
Vd (cm³)	105
Le @1 kHz (mH)	0,6

CONSTRUCTION DETAILS	
Net weight (kg)	3,55
Total weight (kg)	4
Magnet	Ferr

3FR30V2



TECHNICAL SPECIFICATIONS	
Nominal diameter (in)	3
Nominal impedance (Ohm)	8
Minimum impedance (Ohm)	7
Power capacity (W AES)	30
Program power (W)	60
Sensitivity (dB)	90,5
Frequency range (Hz)	135-20000
Recommended enclosure volume (l)	
Voice coil diameter (in)	0,8
BL factor (N/A)	4,5
Moving mass (kg)	0,0023
Winding length (mm)	6
Air gap height (mm)	5
Xdamage pp (mm)	

PARAMETERS THIELE & SMALL	
Fs (Hz)	133
Re (Ohm)	5,8
Qms	5,9
Qes	0,56
Qts	0,51
Vas (l)	1
Cms (µm/N)	624
Rms (kg/S)	0,32
Efficiency %	0,4
Sd (m²)	0,003
Xmax (mm)	2
Vd (cm³)	5
Le @1 kHz (mH)	0,16

CONSTRUCTION DETAILS	
Net weight (kg)	0,57
Total weight (kg)	0,7
Magnet	Ferr

HORNS & WAVE GUIDES

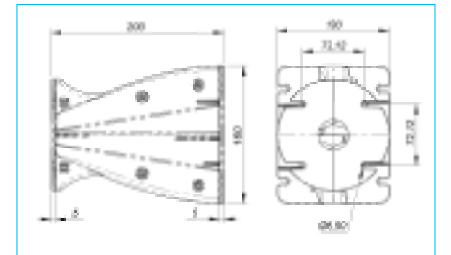
SG6




NEW

TECHNICAL SPECIFICATIONS	
Throat diameter (in)	1,4
Horizontal beamwidth	120° Max
Vertical beamwidth	10°
Directivity index (DI)	11,5 dB
Active Radiating Factor	95 %

CONSTRUCTION DETAILS	
Dimensions (WxHxD) (mm)	130x160x200
Compression driver mounting	Four M6 holes
Net weight (kg)	0,8
Total weight (kg)	1
Material	Reinforced Polycarbonate

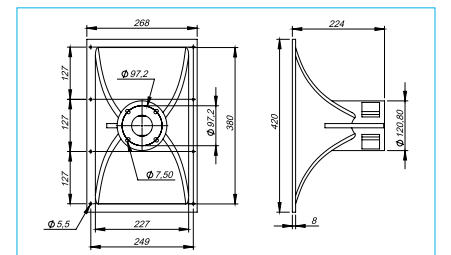


TD-460/N




TECHNICAL SPECIFICATIONS	
Dispersion HxV (°)	60x40
Throat diameter (in)	2
Horizontal beamwidth	60°
Vertical beamwidth	40°
Directivity factor (Q)	18.5 (media/average 0.63 - 16kHz)
Directivity index (DI)	12.7dB (+3.1dB -4.1dB)

CONSTRUCTION DETAILS	
Cutoff frequency (Hz)	
Dimensions (WxHxD) (mm)	420x270x227
Baffle cutout dimensions (WxH) (mm)	365x235
Net weight (kg)	2
Total weight (kg)	2,8
Material	Rigid polyurethane foam

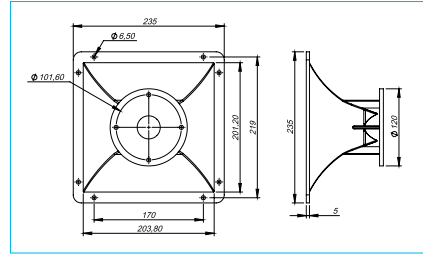


TD-385




TECHNICAL SPECIFICATIONS	
Dispersion HxV (°)	80×50
Throat diameter (in)	1,4
Horizontal beamwidth	80°
Vertical beamwidth	50°
Directivity factor (Q)	12.4 (media/average 0.63 - 16kHz)
Directivity index (DI)	10.5dB (+3.5dB -3.2dB)

CONSTRUCTION DETAILS	
Cutoff frequency (Hz)	
Dimensions (WxHxD) (mm)	235×235×120
Baffle cutout dimensions (WxH)(mm)	204×202
Net weight (kg)	1,2
Total weight (kg)	1,53
Material	Aluminium

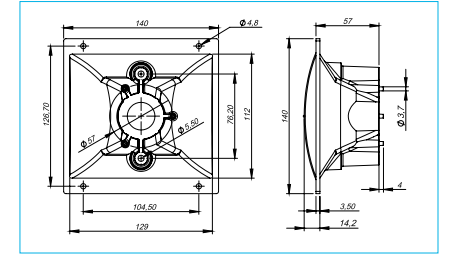


TD-8060




TECHNICAL SPECIFICATIONS	
Dispersion HxV (°)	80×60
Throat diameter (in)	1
Horizontal beamwidth	80°
Vertical beamwidth	60°
Directivity factor (Q)	10.3 (media/average 1- 16kHz)
Directivity index (DI)	7.7dB (+4dB -3.7dB)

CONSTRUCTION DETAILS	
Cutoff frequency (Hz)	
Dimensions (WxHxD) (mm)	140×140×67.4
Baffle cutout dimensions (WxH)(mm)	113×130
Net weight (kg)	0,13
Total weight (kg)	0,225
Material	Polycarbonate

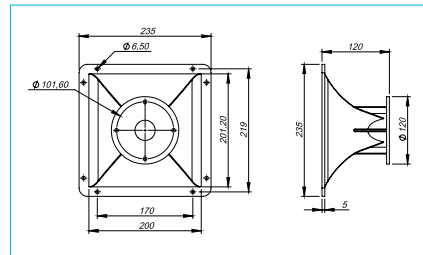


TD-365




TECHNICAL SPECIFICATIONS	
Dispersion HxV (°)	60×50
Throat diameter (in)	1,4
Horizontal beamwidth	60°
Vertical beamwidth	50°
Directivity factor (Q)	11.1 (media/average 0.63 - 16kHz)
Directivity index (DI)	10.3dB (+1.9dB -2.4dB)

CONSTRUCTION DETAILS	
Cutoff frequency (Hz)	
Dimensions (WxHxD) (mm)	235×235×121
Baffle cutout dimensions (WxH)(mm)	204×202
Net weight (kg)	1,2
Total weight (kg)	1,53
Material	Aluminium

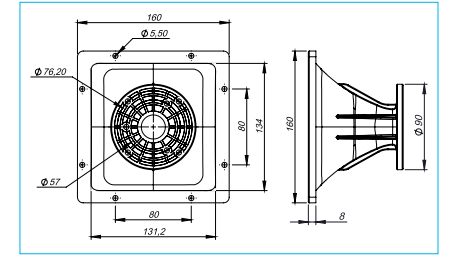


TD-196P




TECHNICAL SPECIFICATIONS	
Dispersion HxV (°)	90×60
Throat diameter (in)	1
Horizontal beamwidth	90°
Vertical beamwidth	60°
Directivity factor (Q)	
Directivity index (DI)	8.8 dB

CONSTRUCTION DETAILS	
Cutoff frequency (Hz)	1500
Dimensions (WxHxD) (mm)	160×160×100
Baffle cutout dimensions (WxH)(mm)	131.2×134
Net weight (kg)	0,28
Total weight (kg)	0,48
Material	Reinforced polycarbonate

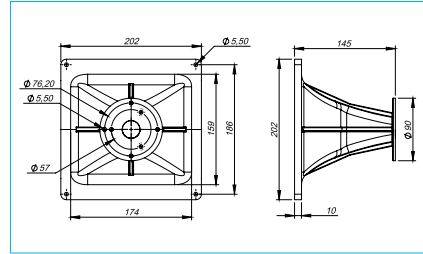


TD-194




TECHNICAL SPECIFICATIONS	
Dispersion HxV (°)	90x40
Throat diameter (in)	1
Horizontal beamwidth	90°
Vertical beamwidth	40°
Directivity factor (Q)	11.2 (media/average 800 - 16kHz)
Directivity index (DI)	10.2dB (+2dB -6.4dB)

CONSTRUCTION DETAILS	
Cutoff frequency (Hz)	
Dimensions (WxHxD) (mm)	202x202x145
Baffle cutout dimensions (WxH)(mm)	177x177
Net weight (kg)	1
Total weight (kg)	1,3
Material	Aluminium

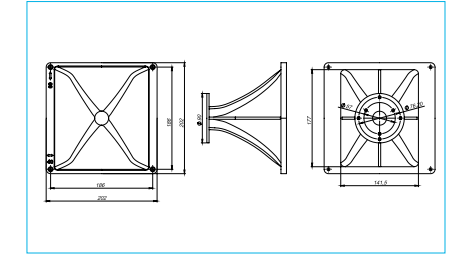


TD-164




TECHNICAL SPECIFICATIONS	
Dispersion HxV (°)	60x40
Throat diameter (in)	1
Horizontal beamwidth	60°
Vertical beamwidth	40°
Directivity factor (Q)	14.1 (media/average 800 - 16kHz)
Directivity index (DI)	11dB (+2dB -6.4dB)

CONSTRUCTION DETAILS	
Cutoff frequency (Hz)	
Dimensions (WxHxD) (mm)	202x202x145
Baffle cutout dimensions (WxH)(mm)	177x177
Net weight (kg)	1
Total weight (kg)	1,3
Material	Aluminium

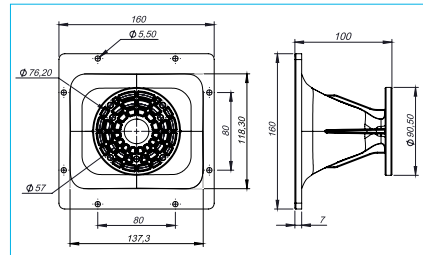


TD-164P




TECHNICAL SPECIFICATIONS	
Dispersion HxV (°)	60x40
Throat diameter (in)	1
Horizontal beamwidth	60°
Vertical beamwidth	40°
Directivity factor (Q)	40°
Directivity index (DI)	10.5 dB

CONSTRUCTION DETAILS	
Cutoff frequency (Hz)	1500
Dimensions (WxHxD) (mm)	160x160x100
Baffle cutout dimensions (WxH)(mm)	118.3x137.3
Net weight (kg)	0,28
Total weight (kg)	0,48
Material	Reinforced polycarbonate

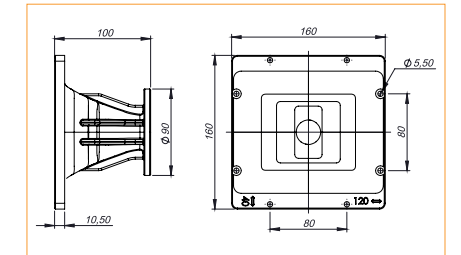


TD-1124P




TECHNICAL SPECIFICATIONS	
Dispersion HxV (°)	120x40
Throat diameter (in)	1
Horizontal beamwidth	120°
Vertical beamwidth	40°
Directivity factor (Q)	
Directivity index (DI)	9.4 dB

CONSTRUCTION DETAILS	
Cutoff frequency (Hz)	1500
Dimensions (WxHxD) (mm)	160x160x100
Baffle cutout dimensions (WxH)(mm)	139x101.3
Net weight (kg)	0,3
Total weight (kg)	0,5
Material	Reinforced polycarbonate

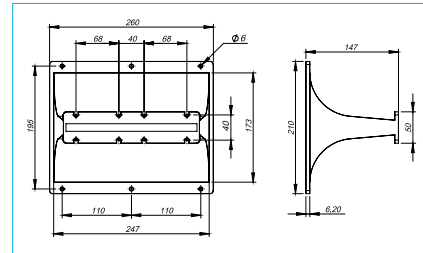


TD-WL4



TECHNICAL SPECIFICATIONS	
Dispersion HxV (°)	90×20
Throat diameter (in)	0.47×8.19
Horizontal beamwidth	90°
Vertical beamwidth	20°
Directivity factor (Q)	60 (media/average 1.2 - 16kHz)
Directivity index (DI)	15.5dB (+7dB -8.1dB)

CONSTRUCTION DETAILS	
Cutoff frequency (Hz)	
Dimensions (WxHxD) (mm)	210×250×147
Baffle cutout dimensions (WxH)(mm)	174×247
Net weight (kg)	1,5
Total weight (kg)	1,8
Material	Aluminium



PASSIVE FILTERS



FD-350



TECHNICAL SPECIFICATIONS	
Type	3 way
Crossover/cutoff frequency (kHz)	2 -- 7
Power capacity (W RMS)	600
Attenuation slope (LP/HP) (dB/oct)	12
Impedance LF (Ohm)	4--8
Impedance HF (Ohm)	8
HF Attenuation (dB)	0, -6
Equalization (dB)	-3/3.5

FD-2XA



TECHNICAL SPECIFICATIONS	
Type	2 way
Crossover/cutoff frequency (kHz)	1,8
Power capacity (W RMS)	600
Attenuation slope (LP/HP) (dB/oct)	12
Impedance LF (Ohm)	8
Impedance HF (Ohm)	16
HF Attenuation (dB)	0, -1.5
Equalization (dB)	

F-100



TECHNICAL SPECIFICATIONS	
Type	High-pass
Crossover/cutoff frequency (kHz)	6,3
Power capacity (W RMS)	300
Attenuation slope (LP/HP) (dB/oct)	18
Impedance LF (Ohm)	
Impedance HF (Ohm)	8
HF Attenuation (dB)	0, -3
Equalization (dB)	

F-130



TECHNICAL SPECIFICATIONS	
Type	High-pass
Crossover/cutoff frequency (kHz)	3
Power capacity (W RMS)	300
Attenuation slope (LP/HP) (dB/oct)	18
Impedance LF (Ohm)	
Impedance HF (Ohm)	8
HF Attenuation (dB)	0, -3
Equalization (dB)	

FD-250



TECHNICAL SPECIFICATIONS	
Type	2 way
Crossover/cutoff frequency (kHz)	2
Power capacity (W RMS)	600
Attenuation slope (LP/HP) (dB/oct)	12
Impedance LF (Ohm)	4--8
Impedance HF (Ohm)	8
HF Attenuation (dB)	0, -3, -6, -7.5
Equalization (dB)	-3/3.5

FD-212



TECHNICAL SPECIFICATIONS	
Type	2 way
Crossover/cutoff frequency (kHz)	1,2
Power capacity (W RMS)	600
Attenuation slope (LP/HP) (dB/oct)	12
Impedance LF (Ohm)	4--8
Impedance HF (Ohm)	8
HF Attenuation (dB)	0, -3, -6, -7.5
Equalization (dB)	-3/3.5

FD-2CX



TECHNICAL SPECIFICATIONS	
Type	2 way
Crossover/cutoff frequency (kHz)	2,6
Power capacity (W RMS)	500
Attenuation slope (LP/HP) (dB/oct)	24
Impedance LF (Ohm)	8
Impedance HF (Ohm)	8
HF Attenuation (dB)	
Equalization (dB)	

FD-2CXFE



TECHNICAL SPECIFICATIONS	
Type	2 way
Crossover/cutoff frequency (kHz)	3,8
Power capacity (W RMS)	400
Attenuation slope (LP/HP) (dB/oct)	12
Impedance LF (Ohm)	8
Impedance HF (Ohm)	8
HF Attenuation (dB)	
Equalization (dB)	

SHAKERS

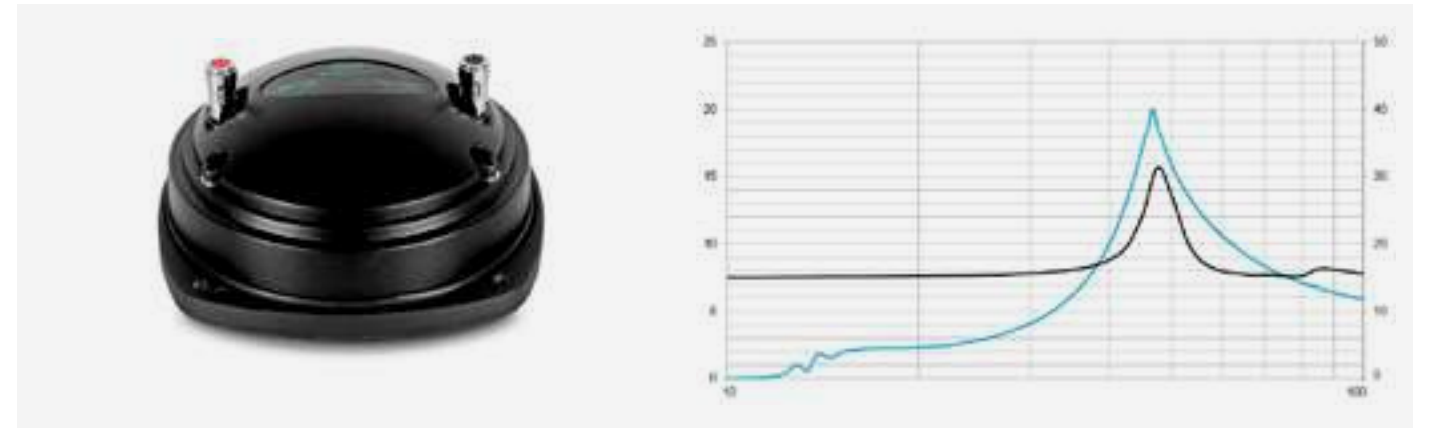


2 WAYS HI-FI



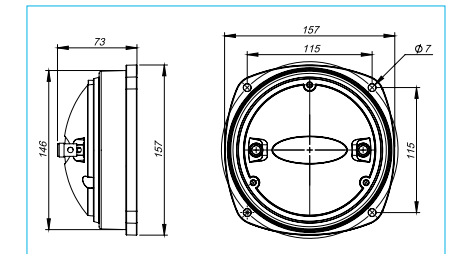
TECHNICAL SPECIFICATIONS	
Type	2 way
Crossover/cutoff frequency (kHz)	3
Power capacity (W RMS)	300
Attenuation slope (LP/HP) (dB/oct)	6--12
Impedance LF (Ohm)	8
Impedance HF (Ohm)	8
HF Attenuation (dB)	
Equalization (dB)	

SK-07/T



TECHNICAL SPECIFICATIONS	
Nominal impedance (Ohm)	16
Minimum impedance (Ohm)	9,8
Force (peak)	20 kgf 196 N
Power capacity (W AES)	50
Power capacity (maximum) (W)	100
Fs (Hz)	47
Frequency range (Hz)	20-100
Recommended low pass filter	120 Hz, 18 dB/oct.
Voice coil diameter (in)	min. 3

CONSTRUCTION DETAILS	
External diameter (mm)	156.5x156.5
Depth	79 mm 3.11 in
Net weight (kg)	1,5
Total weight (kg)	1,6
Magnet	Nd



ACCESSORIES

PIN 8 X 16MM



- TECHNICAL SPECIFICATIONS**
- A system used to hold, fix, adjust, change, secure and block quickly
 - Compact design with a simple and fast unlock with a button handle
 - Safety cable to prevent its loss

PIN 8 X 12MM



- TECHNICAL SPECIFICATIONS**
- A system used to hold, fix, adjust, change, secure and block quickly
 - Compact design with a simple and fast unlock with a button handle

PIN 12 X 30



- TECHNICAL SPECIFICATIONS**
- A system used to hold, fix, adjust, change, secure and block quickly
 - Compact design with a simple and fast unlock with a button handle
 - Safety cable to prevent its loss

PIN 10 X 20



- TECHNICAL SPECIFICATIONS**
- A system used to hold, fix, adjust, change, secure and block quickly
 - Compact design with a simple and fast unlock with a button handle
 - Safety cable to prevent its loss

AM1



- TECHNICAL SPECIFICATIONS**
- Aluminum adapter for connecting 1 in. throat compression drivers to standard 1"3/8 (35 mm) thread-in horns

AM-1P



- TECHNICAL SPECIFICATIONS**
- ABS adapter for connecting 1 in. throat compression drivers to standard 1"3/8 (35 mm) thread-in horns

WANT
MORE?

LET'S
TALK



beyma.com
Valencia (Spain)