

#### KEY FEATURES

- 600 W program power
- Sensitivity: 94 dB
- Extended controlled displacement:  $X_{max} \pm 6$  mm
- Extended mechanical displacement capability:  $X_{damage} \pm 24$  mm
- Designed with MMSS technology for high control, symmetry and linearity
- Shorting cup for low harmonic distortion
- CONEX spider
- Waterproof carbon fiber loaded paper cone with Santoprene™ surround

#### TECHNICAL SPECIFICATIONS

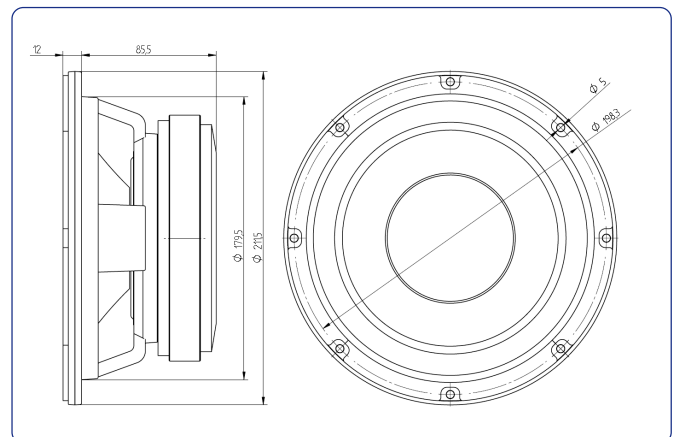
Nominal diameter	200 mm	8 in
Rated impedance		8 $\Omega$
Minimum impedance		6,7 $\Omega$
Power capacity*		300 W <sub>AES</sub>
Program power		600 W
Sensitivity	94 dB	1W / 1m @ Z <sub>N</sub>
Frequency range		55 - 8.000 Hz
Recom. enclosure vol.	10 / 30 l	0,35 / 1,06 ft <sup>3</sup>
Voice coil diameter	63,5 mm	2,5 in
BI factor		11,6 N/A
Moving mass		0,025 kg
Voice coil length		15 mm
Air gap height		7 mm
X <sub>damage</sub> (peak to peak)		24 mm

#### THIELE-SMALL PARAMETERS\*\*

Resonant frequency, $f_s$	53 Hz
D.C. Voice coil resistance, $R_e$	5,2 $\Omega$
Mechanical Quality Factor, $Q_{ms}$	14,3
Electrical Quality Factor, $Q_{es}$	0,32
Total Quality Factor, $Q_{ts}$	0,31
Equivalent Air Volume to $C_{ms}$ , $V_{as}$	24,8 l
Mechanical Compliance, $C_{ms}$	362 $\mu$ m / N
Mechanical Resistance, $R_{ms}$	0,58 kg / s
Efficiency, $\eta_0$	1,1 %
Effective Surface Area, $S_d$	0,022 m <sup>2</sup>
Maximum Displacement, $X_{max}$ ***	6 mm
Displacement Volume, $V_d$	132 cm <sup>3</sup>
Voice Coil Inductance, $L_e$ @ 1 kHz	0,4 mH



#### DIMENSION DRAWINGS



#### MOUNTING INFORMATION

Overall diameter	211,5 mm	8,33 in
Bolt circle diameter	198,3 mm	7,81 in
Baffle cutout diameter:		
- Front mount	179,5 mm	7,07 in
Depth	97,5 mm	3,84 in
Net weight	4 kg	8,82 lb
Shipping weight	4,25 kg	9,37 lb

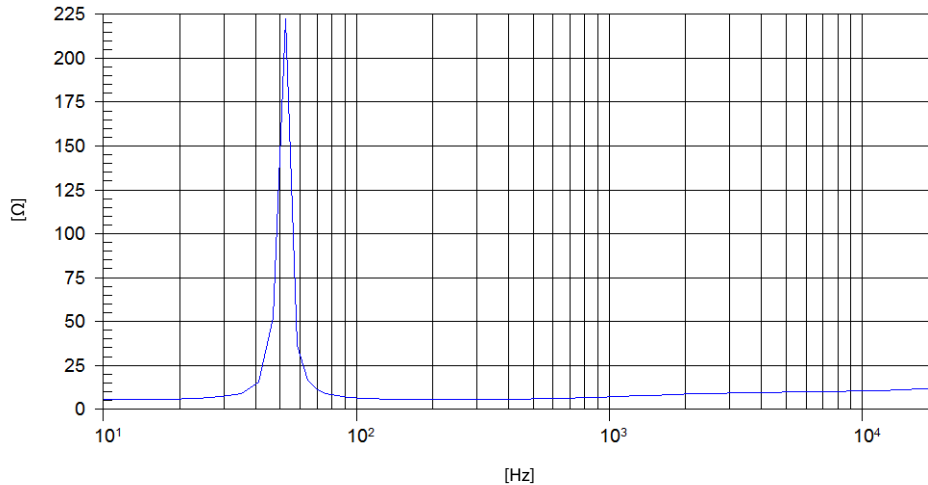
#### Notes:

\* The power capacity is determined according to AES2-1984 (r2003) standard. Program power is defined as the transducer's ability to handle normal music program material.

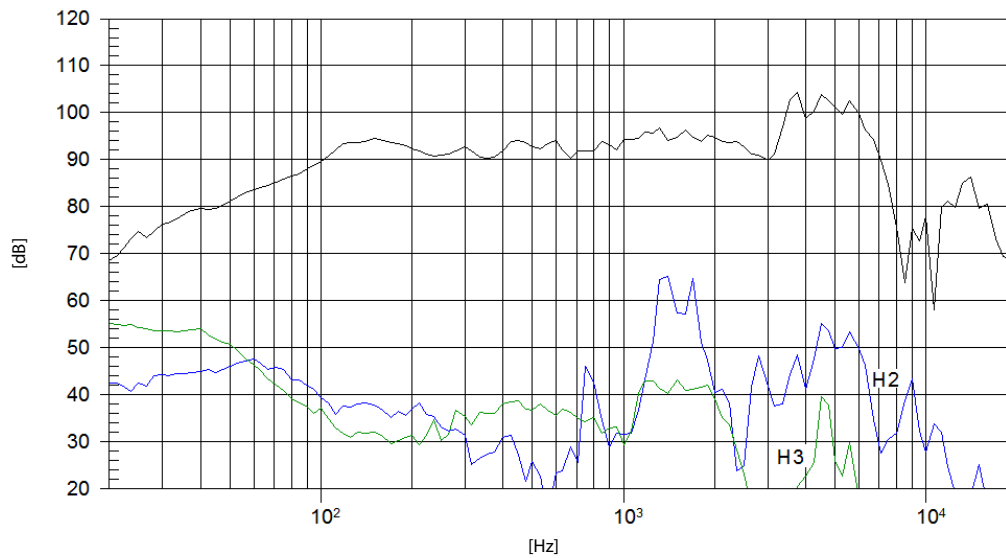
\*\* T-S parameters are measured after an exercise period using a preconditioning power test. The measurements are carried out with a velocity-current laser transducer and will reflect the long term parameters (once the loudspeaker has been working for a short period of time).

\*\*\* The  $X_{max}$  is calculated as  $(L_{vc} - H_{ag})/2 + (H_{ag}/3,5)$ , where  $L_{vc}$  is the voice coil length and  $H_{ag}$  is the air gap height.

### FREE AIR IMPEDANCE CURVE



### FREQUENCY RESPONSE AND DISTORTION



**Note:** On axis frequency response measured with loudspeaker standing on infinite baffle in anechoic chamber, 1W @ 1m